

MARYLAND  
APPRENTICESHIP 2.0

# 2018 ANNUAL REPORT

*Maryland Apprenticeship  
and Training  
Program*



**MSAR # 11095 & 11687**

July 2019

The Honorable Larry Hogan  
Governor  
State House  
100 State Circle  
Annapolis, Maryland 21401

The Honorable Boyd K. Rutherford  
Lieutenant Governor  
State House  
100 State Circle  
Annapolis, Maryland 21401

The Honorable Thomas V. Mike Miller, Jr.  
President  
Senate of Maryland  
State House, H-107  
Annapolis, Maryland 21401

The Honorable Adrienne A. Jones  
Speaker  
Maryland House of Delegates  
State House, H-107  
Annapolis, Maryland 2140

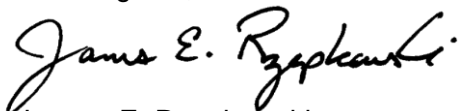
Dear Governor Hogan, Lieutenant Governor Rutherford, President Miller, and Speaker Jones:

We are pleased to provide this report on the Maryland Apprenticeship and Training Program for 2018. During the previous calendar year, Maryland enjoyed continued progress in broadening the availability of apprenticeship programs to assist both employers and jobseekers. Performance for this past year set a number of important milestones as will be discussed within the body of this report.

Also in 2018, the Maryland Department of Labor, Licensing and Regulation (DLLR) continued its set of apprenticeship expansion activities associated with its United States Department of Labor ApprenticeshipUSA State Apprenticeship Expansion (SAE) grants. The grants originally awarded to the Department totaled \$2.2 million for activities to accelerate and expand Registered Apprenticeship opportunities within the State. In 2018, the Department applied and was awarded an additional \$1.8 million in continuation funding for this grant. We are utilizing these grant funds to seek out opportunities for diversifying the industries that are served by apprenticeship, including healthcare, information technology, biotechnology, and other non-traditional industry sectors. We are also working to expand the number of Marylanders who are connected to the skilled trades through their participation in Registered Apprenticeship programs.

Please know that the Department and the Maryland Apprenticeship and Training Council are committed to the great work that has already begun and look forward to reporting to you on the continued successes of this program in the years to come.

Best Regards,



James E. Rzepkowski  
*Acting Secretary*  
Department of Labor, Licensing and Regulation



Brian S. Cavey  
*Chairman*  
Maryland Apprenticeship and  
Training Council

Chapter 495 of the Acts of the 2016 Maryland General Assembly requires that the Maryland Apprenticeship and Training Council (MATC) annually report to the legislature on the status of apprenticeship programs for the immediately preceding calendar year. Specifically, the report must include:

- The completion and enrollment rates of each apprenticeship program registered with the state;
- The age, race, sex or gender identity, county of residence, and program enrollment of each individual enrolled in a Registered Apprenticeship (RA) program.

DLLR, on behalf of the MATC, offers the following narrative and data for calendar year 2018.

### **A STRATEGIC VISION FOR APPRENTICESHIPS**



*Governor Larry Hogan attended the September 2018 meeting of the Maryland Apprenticeship and Training Council to announce that the state reached the milestone of over 10,000 registered apprentices.*

In the beginning of his administration, Governor Larry Hogan defined his strategic vision for the workforce system, as outlined in Maryland’s Combined State Workforce Plan: to provide businesses with the skilled workforce they need to compete in global, regional, and local economies. A bedrock strategy within that vision is the expansion of Registered Apprenticeship opportunities. First and foremost, the state’s goal has been to align Registered Apprenticeships with Maryland’s workforce system to ensure that traditional and non-traditional Registered Apprenticeships expand alongside the creation of new opportunities grounded in labor market demand.

Maryland has continued to make strategic investments for growth and innovation in Registered Apprenticeship. The ultimate goal is to provide Maryland’s business with a sustainable employment pipeline in both traditional and non-traditional industry sectors focusing on three critical elements: Staffing/Infrastructure, Outreach/Education, and Advancing Innovative

Practices. DLLR has been able to achieve noteworthy results in each of these three focus areas.

2018 was a year filled with significant achievements for the state's apprenticeship system, including an infusion of additional federal funding, and a celebration of Registered Apprenticeships in the state through the declaration of National Apprenticeship Week in Maryland for the fourth year in a row.

In September 2018, Governor Hogan and then-Labor Secretary Kelly Schulz announced that Maryland had reached more than 10,000 registered apprentices currently earning and learning in the MATP – the highest participation rate since 2008. MATP has included 10,000 apprentices only once before in its history. Following the economic recession in 2008, the number of registered apprentices dropped dramatically, hitting a low of just over 7,000. Crossing the threshold of 10,000 apprentices affirms Maryland's commitment to Registered Apprenticeships as a valuable workforce development tool for building and strengthening the state's talent pipeline. Moreover, during 2018 the state added 30 new apprenticeship programs and reactivated 14 apprenticeship programs.

During the year, the following additional noteworthy accomplishments took place.

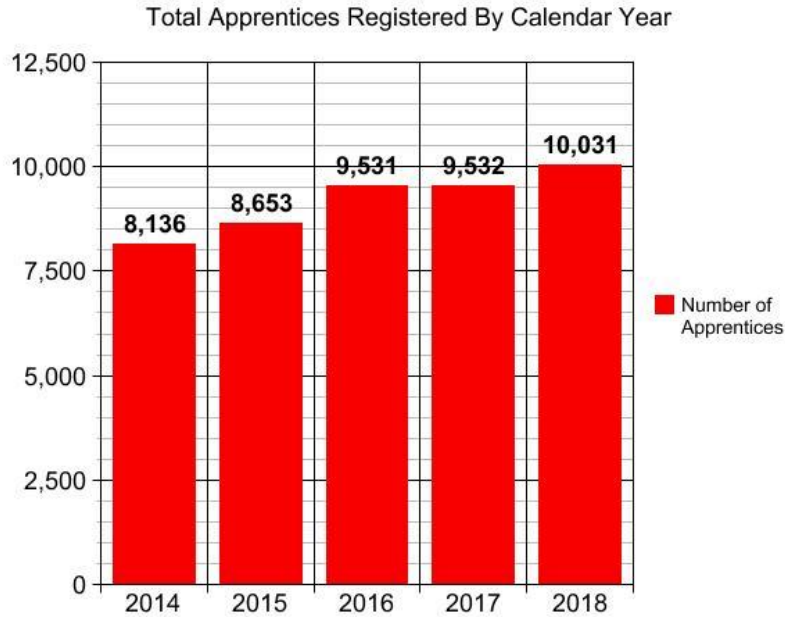
- Frederick Community College and the Mid-Atlantic Center for Emergency Management became the first community college to sponsor a Registered Apprenticeship program. The emergency management specialist apprenticeship program is the first-of-its kind in the nation.
- The Maryland Manufacturing Extension Partnership, Inc., (MEP) added a new maintenance technician occupation, the first competency-based program for this occupation in Maryland. MEP's maintenance technician program will give apprentices the option to pursue this career in a manner other than the traditional four-year, time-based program.
- CVS Health became the first to sponsor a program in Maryland for pharmacy technician and pharmacy managers. Apprentices will receive structured training through the CVS Health Regional Learning Centers in the District of Columbia and District Heights, Maryland, to maintain the high levels of skills needed in the pharmacy field. Apprentices will be eligible to apply for a position at one of more than 220 CVS locations in the state.
- The University of Maryland Baltimore County (UMBC) Training Centers began a new registered apprenticeship program sponsor that bridges the gap between apprenticeship and a college education. The new model allows apprentices to earn semester credit toward specific bachelor's degree programs, while simultaneously receiving the benefits of a traditional apprenticeship. UMBC became the first four-year post-secondary education institution to be an apprenticeship sponsor.
- At its July meeting, MATC approved programs sponsored by the following counties and municipalities: Baltimore City, Harford County, Howard County, Washington County, and St. Mary's County. These programs are the first in five years to be launched by a Maryland county or municipal organization. Prior to that, no county or municipality had created a registered apprenticeship program in Maryland since 2013. These programs cover various occupations related to public safety, the skilled trades/facilities

management, and water and wastewater operations.

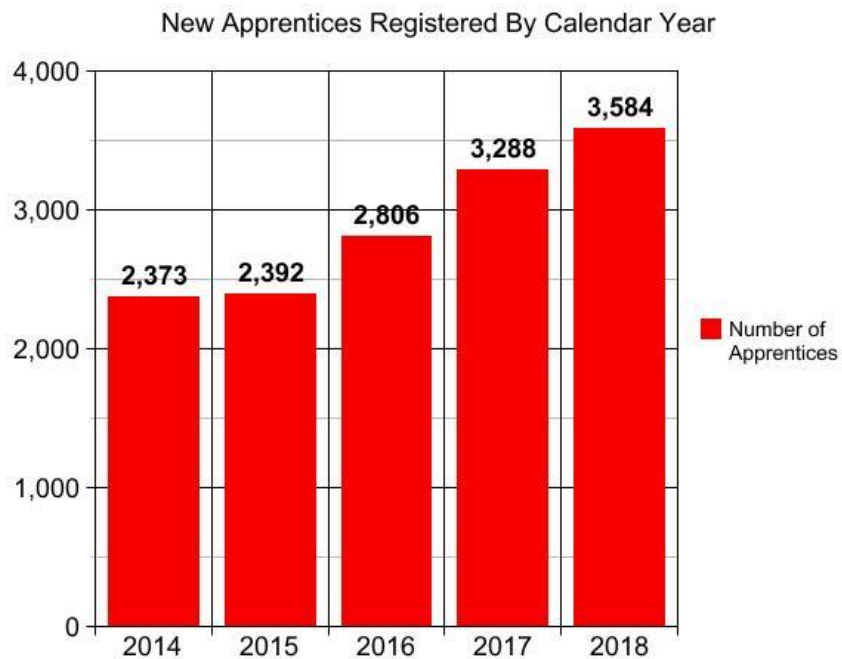
- Two additional community colleges became sponsors of apprenticeship during the course of the year. The Baltimore City Community College was approved for a program for the occupation of industrial maintenance technician and the Community College of Baltimore County was approved for the occupation of machinist. Both colleges have a history of serving as providers of related instruction for apprenticeship programs.
- During September, the National Association of Insurance Professionals created the state's first apprenticeship program to serve the insurance industry. This program will train participants to become General Insurance Associates. Two months later, Guardian Life Insurance Company was approved for the occupation of Licensed Financial Representative – an occupation within the financial services industry.
- Middle River Aircraft Systems Joint Apprenticeship Committee became a new sponsor, launching programs for five manufacturing-related occupations in partnership with United Automobile Insurance Company, Aerospace and Agricultural Implement Workers of America, and United Automobile Workers Local 738.
- During November, the Prince George's County Public Schools Joint Apprenticeship Committee established an innovative "School to Apprenticeship" program for five occupations in the skilled trades (carpenter, electrician, HVAC, cement mason, and plumber). Juniors and seniors in Prince George's County Public Schools will receive Related Instruction from the school system and become employees of the system's facilities maintenance division. After graduation, Related Instruction will continue at Prince George's Community College.
- In 2018, two sponsors were approved for apprenticeship programs to serve the transportation and logistics industry. McLane Foodservice Distribution Inc. and the D. M. Bowman Corporation both created programs to train Heavy Truck Drivers.
- The Chesapeake Bay Maritime Museum was approved to offer an apprenticeship program for the occupation of Shipwright.



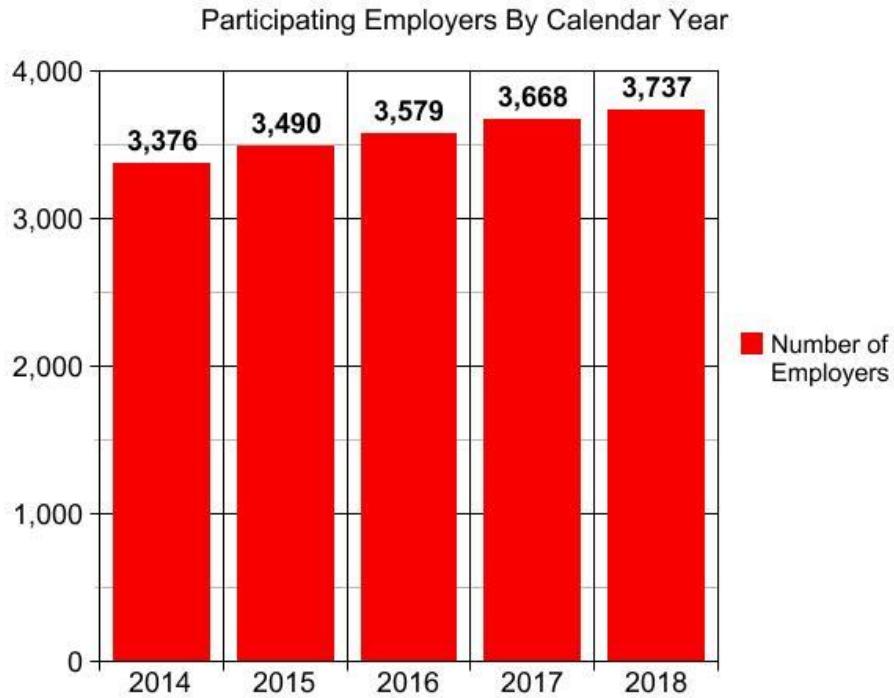
**Total Apprentices Registered:** At the end of Calendar Year (CY18), there were 10,031 total apprentices registered. There are 1,895 more apprentices registered at the end of CY18 than there were at the end of CY14. CY18's apprentices registered are up 23.29% from CY14's apprentices registered.



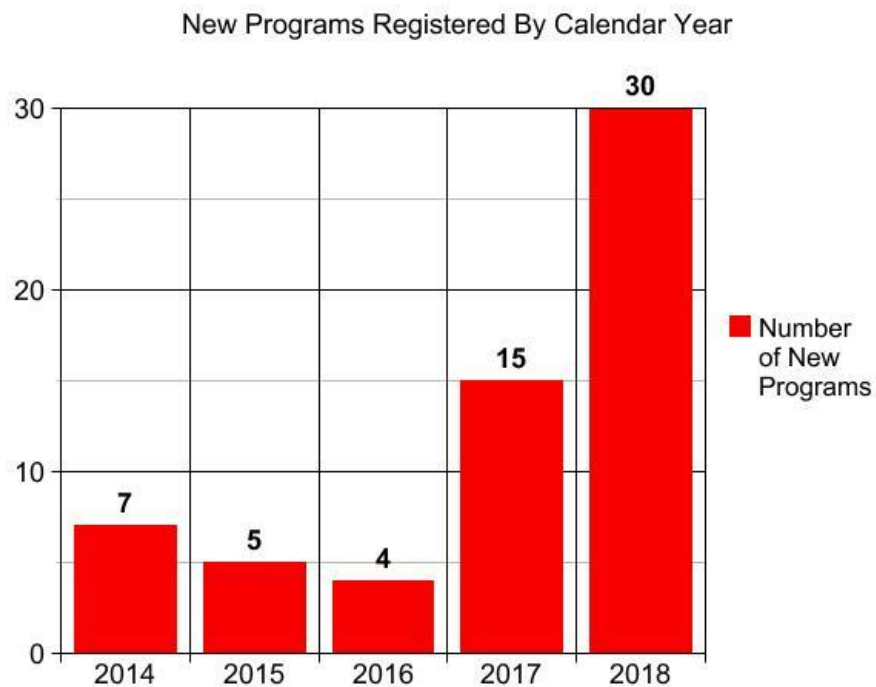
**New Apprentices Registered:** In CY18, there were 3,584 new apprentices registered, up 51.03% from CY14.



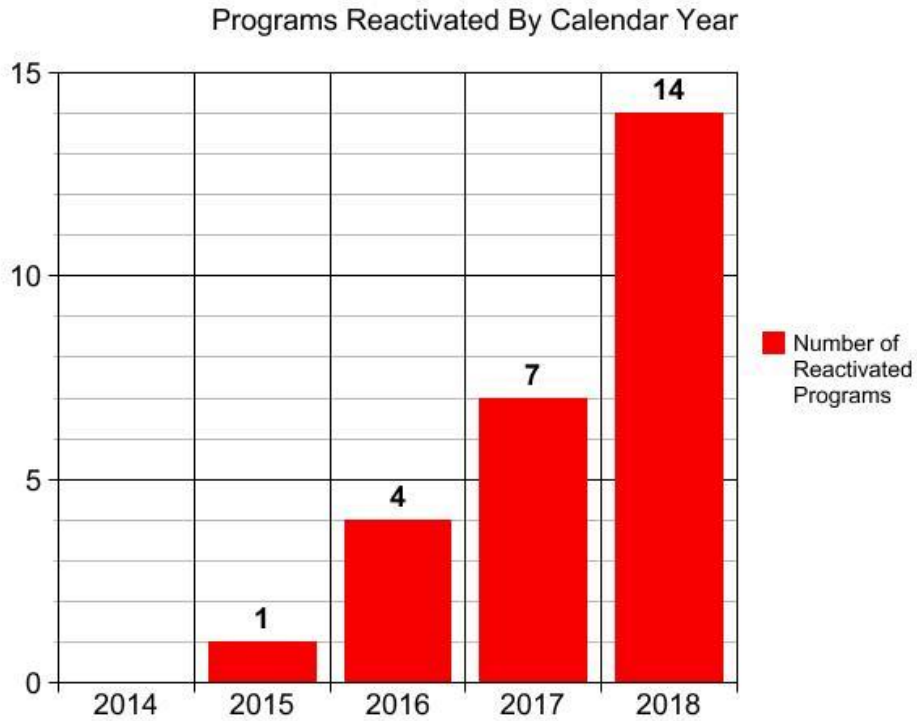
**Participating Employers:** At the end of CY18, there were 3,737 participating employers, up 10.69% from CY14.



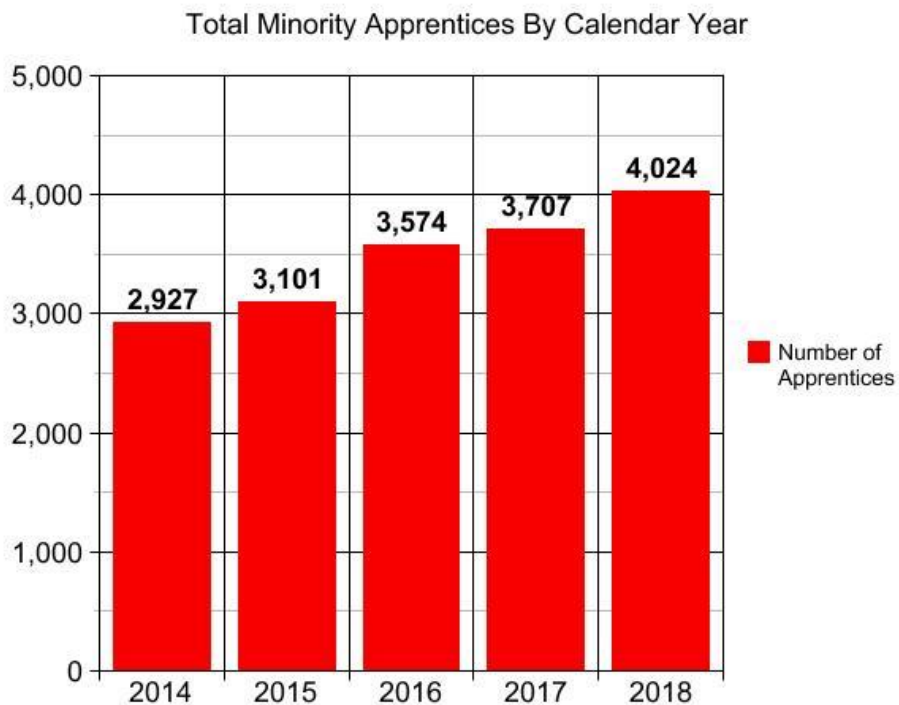
**New Programs Registered:** In CY18, there were 30 new programs registered, up 328% (23 more programs) from CY14.



**Reactivated Programs:** In CY18, there were 14 new programs reactivated.

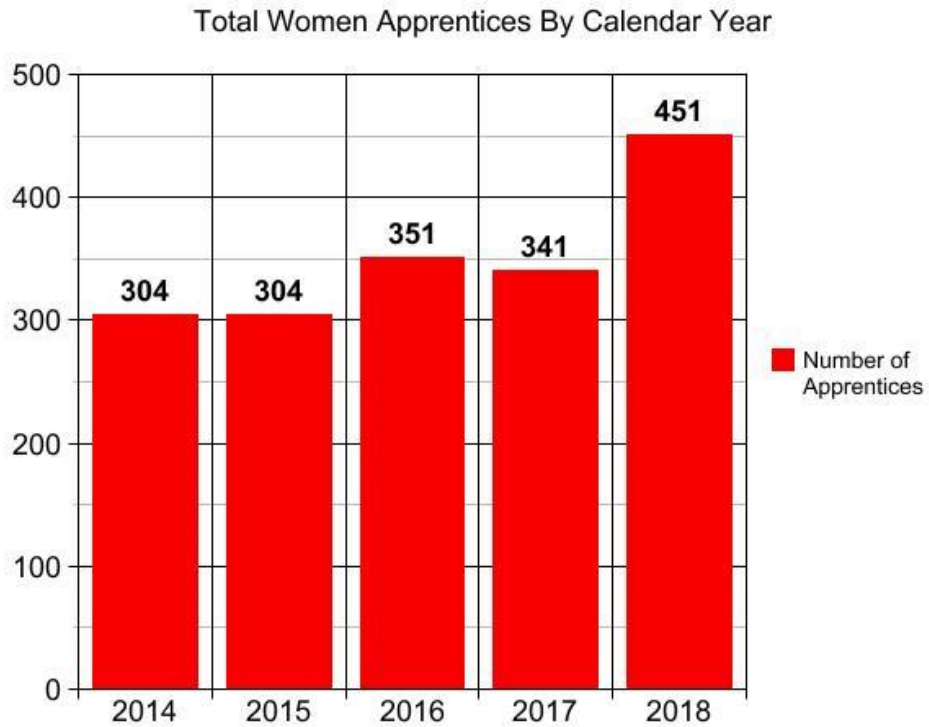


**Minority Apprentices:** At the end of CY18, there were 4,024 total minority apprentices, up 37.49% from CY14.

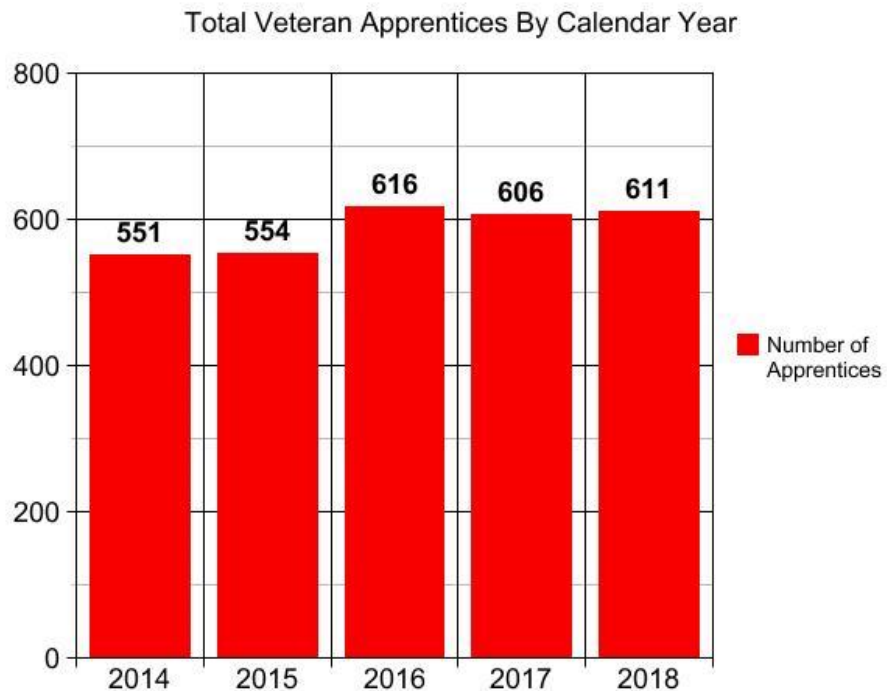




**Women Apprentices:** At the end of CY18, there were 451 total women apprentices, up 12.2% from CY14.



**Veteran Apprentices:** At the end of CY18, there were 611 total veteran apprentices, up 10.89% from CY14.



## ***Utilizing Federal Funds to Accelerate and Expand Apprenticeships***

Federal funding opportunities continued to provide the state with the necessary resources to expand vastly the reach of apprenticeship in Maryland. In 2016, the Department was awarded \$2.2 million from the United States Department of Labor for the ApprenticeshipUSA Accelerator Grant and the ApprenticeshipUSA Expansion Grant. The funds have proven vitally important to address the pressing workforce needs of Maryland's businesses and to grow the apprenticeship program. Positively, the state was awarded just over \$1.8 million in continuation funding for its efforts – providing additional resources from 2018 until 2020. In order to achieve the comprehensive results highlighted above, the Department has utilized several strategies.

### **1. Invest in Apprenticeship Staff**

The most significant change that federal grant resources were able to facilitate was the expansion of the staff dedicated to the Maryland Apprenticeship and Training Program. Now, a team of thirteen staff members are available to operate the program. This group consists of: the director, three program managers, eight apprenticeship navigators, and one administrative specialist. These professionals coordinate with and assist employers in designing and registering programs that attract apprentices. Federal resources were also leveraged to facilitate the transfer to a more modernized online apprenticeship database that allows for improved apprentice registration and program monitoring capabilities.

### **2. Emphasize Customer Service**

The biggest asset gained by the infusion of staff has been the resulting ability of the Maryland Apprenticeship and Training Program to serve more comprehensively existing and potential sponsors of Registered Apprenticeship. Maryland has been deliberate in taking the customer service approach to re-engage with existing active and inactive Registered Apprenticeship sponsors and informing them of new ideas through personalized interactions. This has been an essential component in how Maryland has expanded. The 30 new sponsors added and the 14 sponsors reactivated during 2018 simply could not have occurred absent the newly expanded and capable team of staff members.

### **3. Identify Opportunities to Utilize Partnerships**

A variety of public engagement strategies have been utilized to increase awareness of apprenticeship as an essential tool for workforce development, recruitment, and training of the next generation of skilled workers. Outreach and education are critical components to building partnerships that develop the Registered Apprenticeship program as the solution to Maryland's 21st century workforce needs. To this end, the Department convened a diverse array of stakeholders (school system representatives, business leaders, students, parents, and others) in sessions to discuss the many current and future benefits of Registered Apprenticeship to employers and employees alike. Likewise, DLLR has looked to increase collaboration between MATP, Local Workforce Development Boards, and other workforce agencies to identify strategies for connecting jobseekers to Registered Apprenticeship programs. Again, having enough staffing resources to adequately cover all geographic regions of Maryland (and reach out to diverse industry sectors) was a must.

Going forward, DLLR will continue its quest for success by continuing to leverage resources

and staff to assist in increasing apprenticeship opportunities. Thus far in 2019, the first of four industry-focused roundtable sessions was held. Three more are planned for the remainder of this calendar year. The use of grant funds to promote innovation will only help Maryland strive to grow and diversify how apprenticeship works.

### ***Apprenticeship and State Needs***

In an effort to address career workforce needs of the state, Maryland Department of Labor Maryland Apprenticeship and Training Program has connected with local, state, and federal agencies to expand apprenticeship in the public sector.

Maryland Apprenticeship and Training Program partnerships with state agencies resulted in:

- Discussions with the *Maryland Department of Labor's Division of Labor and Industry* about the occupation of Maryland Occupational Safety and Health Compliance Officer Levels 1-3;
- Working with *Maryland Department of Transportation (MDOT) Maryland Port Administration* in conjunction with Community College of Baltimore County (CCBC) to develop a Registered Apprenticeship for the occupations of Diesel Technician;
- Collaborating with the *Maryland Transit Administration (MTA)*, the Amalgamated Transit Union and the Transportation Learning Center to develop a Registered Apprenticeship for Diesel Technician;
- Discussions with the *Maryland Emergency Management Agency (MEMA)* and the *Department of Budget and Management* to place two apprentices in classifications of Emergency Management for MEMA; and
- Reactivating the *Maryland Department of Natural Resources* Registered Apprenticeship Program for the occupation of Natural Resources Police Officer and registering 37 apprentices in the program.

Maryland Apprenticeship and Training Program's collaboration with local and federal government resulted in:

- Working with *Washington Suburban Sanitary Commission (WSSC Water)* to create Water Quality Technicians, Water and Waste Water Technicians, and Facilities Maintenance Registered Apprenticeships;
- Advancing the *Harford County Sheriff's Office's* progress in registering the occupation of Deputy Sheriff;
- Working with the *Baltimore County Property Management* Division to create several occupations in traditional trades;
- Registering the *Howard County Government* Joint Apprenticeship Committee for the occupations of Electrician, HVAC/R Tech and Plumber;
- Registering the *Baltimore Police Department* for the occupation of Police Cadet;
- Registering the *Harford County Government*, Maryland Joint Apprenticeship Committee for the occupations of Electrician, HVAC/R Tech and Plumber;
- Registering the *St. Mary's County Sheriff's Office* for the occupations of Sheriff and Correctional Officer;

- Registering the *Washington County Division of Environmental Management* for the occupation of Senior Wastewater Operator;
- Registering the *Prince George's County Public Schools Joint Apprenticeship Committee* for the occupations of Carpenter, Cement Mason, Electrician, HVAC/R Technician and Plumber;
- Registering the *Department of the Navy* for the occupation of Machinist; and
- Registering the *Howard County Public School System Joint Apprenticeship Committee* for the occupation of HVAC/R Technician.

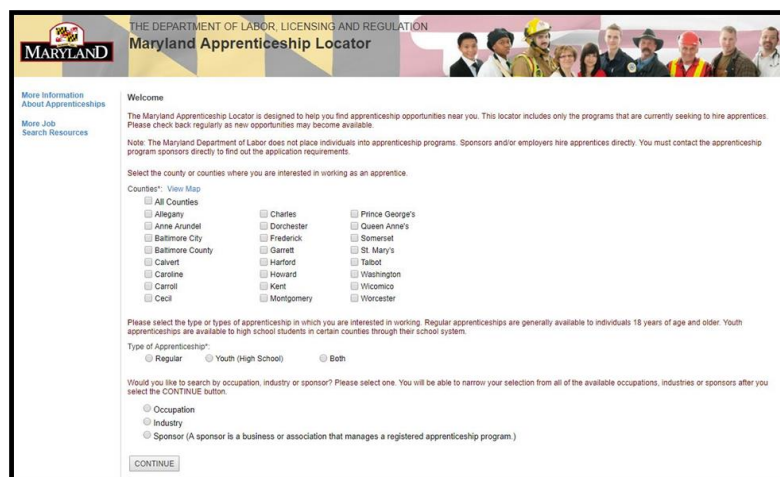
Continued efforts are being made to partner with agencies and identify shortages and areas of opportunity for registered apprenticeship programs in the state. The Maryland Apprenticeship and Training Program will continue to foster relations with local, state, and federal agencies to increase access to registered apprenticeships opportunities in the public sector to meet the needs of both government agencies and apprentices.

### ***National Apprenticeship Week***

Maryland's 2018 National Apprenticeship Week was themed *Apprenticeship Works!* and highlighted how Registered Apprenticeships are for every Marylander and can be successfully employed in any industry and any occupation.

The Department kicked off the week with the November meeting of the Maryland Apprenticeship and Training Council, where new programs and occupations were reviewed and approved for inclusion in the statewide apprenticeship program. Throughout the week, an additional 17 events were held around the state, including a career fair, skilled craft union open house, youth apprenticeship information session, and manufacturers' roundtable.

To coincide with National Apprenticeship Week 2018, the Maryland Department of Labor and its Maryland Apprenticeship and Training Program unveiled the first-ever interactive tool to help connect jobseekers to existing Registered Apprenticeship Programs. This locator can be found online at <http://www.mdapprenticeship.com>.



*Maryland's New Apprenticeship Locator application helps jobseekers to connect to apprenticeship opportunities in their area.*

The locator includes only Registered Apprenticeship Sponsors who have requested to be on the site and have active apprenticeship opportunities, ensuring job seekers find just those programs seeking to hire apprentices, and employers locate only those sponsors that are currently working within their industry. This makes Maryland's locator a particularly useful tool for both job seekers and businesses.

There are more than 90 Registered Apprenticeship sponsors on the site with an additional 45 employers who are participating in the youth Apprenticeship Maryland Program listed within the locator. The scope of information available in the locator includes: program name, counties from which the sponsor recruits apprentices, type of program, occupation, industry, program contact information, job description, length of program, and minimum age for candidates.

### ***Youth Apprenticeship***

Over the last year, the Apprenticeship Maryland Program continued to grow its listing of eligible employers. Using procedures developed under the Apprenticeship Maryland Pilot Program, the Maryland Apprenticeship and Training Council approves eligible employers. During 2018 year, a total of 44 new eligible employers were approved by the MATC—raising the number of eligible employers from 14 to 58. Additional participating employers have joined since the end of the pilot program, and more will be added moving forward.

In January 2018, Lt. Governor Boyd Rutherford announced the continuation and expansion of Maryland's successful Apprenticeship Maryland youth apprenticeship program. The program, which was first piloted in Frederick and Washington counties, will soon be available to students in other jurisdictions throughout the state.

This expansion was accomplished when both Maryland State Department of Education and DLLR announced in June the implementation of the Apprenticeship Maryland Program (AMP) as a new Career and Technology Education (CTE) Program of Study. AMP takes the successful model piloted during the 2016–2017 and 2017–2018 school years and provides all local public school systems with a framework with which to use to implement the program in their home counties. The successful piloting of this program provided the road map to expanding Apprenticeship Maryland Program statewide.

AMP provides high school students with all aspects of an apprenticeship experience including paid, work-based learning; related classroom instruction; and one-on-one mentoring from an industry professional. In addition to the traditional pathways, students are encouraged to participate in youth apprenticeships leading to sustainable employment and further education in Manufacturing and Science, Technology, Engineering, and Mathematics.

Not long after this important milestone, Dorchester County became the first Maryland county to join the newly expanded AMP. This local school system is currently in the process of implementing the program. Throughout the second half of 2018, representatives of MSDE and the Department have engaged in numerous meetings with the leadership of multiple Maryland K-12 public school systems. The fourth participating school system joined the AMP when in November, Howard County Public Schools entered the program. Interest continues to be strong from the remaining school systems and we anticipate additional school systems will

choose to opt in to AMP during 2019.

The Department has released four annual reports on Youth Apprenticeship. All are available on the Department's website. The 2018 annual report was submitted to the Maryland General Assembly in December.

## CONSIDERATIONS REGARDING THE APPRENTICESHIP DATA BY SPONSOR

Registered Apprenticeship is the premier workforce training program. The structure of Registered Apprenticeship is flexible and innovative, allowing businesses to create a structured training model to connect highly skilled workers to the employer. Apprentices benefit from on-the-job training, which allows them to earn an income while they learn the skills needed for the job. Upon completion of the program, the apprentice is awarded a nationally recognized credential.

The charts below represent each Registered Apprenticeship sponsor who was listed as “active” in calendar year 2018. Each Registered Apprenticeship sponsor has its own customized Standards of Apprenticeship. The time required to complete a program can range from as little as one year to as long as six years. As such, there is no basis of comparison to create a completion rate between apprenticeship programs. Therefore, the information on the number of “apprentices completed” in each program during 2018 is included in the chart.

“Active apprentices” refers to any apprentice actively participating in an apprenticeship program during 2018. For this classification, an apprentice is considered if his/her date started was on or before 2018-12-31 and either 1) the apprentice is active or 2) the apprentice completed on or after 2018-01-01 or 3) the apprentice canceled and ended/became inactive on or after 2018-01-01, or 4) the apprentice transferred and ended/became inactive on or after 2018-01-01.

Demographics shown are for the active apprentices on 2018-12-31 for that program. Demographics cover: gender, age, race, and county of residence.

“New apprentice” refers to any apprentice registered with a date of registration between 2018-01-01, and 2018-12-31.

“Completed apprentice” refers to apprentices who finished their Registered Apprenticeship program during 2018, as reported to DLLR by the Registered Apprenticeship sponsor.

“Cancelled apprentice” refers to apprentices who ended their Registered Apprenticeship program during 2018, as reported to DLLR by the Registered Apprenticeship sponsor.

## 1199 SEIU League Training and Upgrading Fund

Apprentices Active – 24

New Apprentices Enrolled in 2018 – 24

Apprentices Completed in 2018 – 0

Apprentices Cancelled – 1

---

Male – 3

Female – 21

---

Age 18-27 – 7

Age 28-37 – 13

Age 38-47 – 4

Age 48-57 – 0

Age 58-67 – 0

Age Undeclared – 0

---

White (not Hispanic) – 0

Black (not Hispanic) – 24

Hispanic – 0

American Indian or Alaskan – 0

Asian/Pacific Islander – 0

Race Other – 0

Race Undeclared – 0

---

Anne Arundel – 2

Baltimore City – 13

Baltimore County – 9

---

## Allstate Floors

Apprentices Active – 2

New Apprentices Enrolled in 2018 – 2

Apprentices Completed in 2018 – 0

Apprentices Cancelled – 2

---

Male – 2

Female – 0

---

Age 18-27 – 2

Age 28-37 – 0

Age 38-47 – 0

Age 48-57 – 0

Age 58-67 – 0

Age Undeclared – 0

---

White (not Hispanic) – 0

Black (not Hispanic) – 0

Hispanic – 2

American Indian or Alaskan – 0

Asian/Pacific Islander – 0

Race Other – 0

Race Undeclared – 0

---

Baltimore County – 1

Howard County – 1

---



## American Hotel and Lodging Association

Apprentices Active – 1  
New Apprentices Enrolled in 2018 – 1  
Apprentices Completed in 2018 – 0  
Apprentices Cancelled – 0

---

Male – 0

Female – 1

---

Age 18-27 – 1

Age 28-37 – 0

Age 38-47 – 0

Age 48-57 – 0

Age 58-67 – 0

Age Undeclared – 0

---

White (not Hispanic) – 0

Black (not Hispanic) – 1

Hispanic – 0

American Indian or Alaskan – 0

Asian/Pacific Islander – 0

Race Other – 0

Race Undeclared – 0

---

Howard County – 1

---

## American Life Safety Fire Protection

Apprentices Active – 3  
New Apprentices Enrolled in 2018 – 1  
Apprentices Completed in 2018 – 0  
Apprentices Cancelled – 0

---

Male – 3

Female – 0

---

Age 18-27 – 2

Age 28-37 – 1

Age 38-47 – 0

Age 48-57 – 0

Age 58-67 – 0

Age Undeclared – 0

---

White (not Hispanic) – 3

Black (not Hispanic) – 0

Hispanic – 0

American Indian or Alaskan – 0

Asian/Pacific Islander – 0

Race Other – 0

Race Undeclared – 0

---

Out of State – 3

## **Associated Builders and Contractors (Metro DC Chapter)**

Apprentices Active – 267

New Apprentices Enrolled in 2018 – 58

Apprentices Completed in 2018 – 23

Apprentices Cancelled – 240

---

Male – 262

Female – 5

---

Age 18-27 – 106

Age 28-37 – 102

Age 38-47 – 41

Age 48-57 – 15

Age 58-67 – 3

Age Undeclared – 0

---

White (not Hispanic) – 58

Black (not Hispanic) – 87

Hispanic – 115

American Indian or Alaskan – 0

Asian/Pacific Islander – 1

Race Other – 6

Race Undeclared – 0

---

Anne Arundel – 20

Baltimore – 3

Calvert – 7

Caroline – 1

Carroll – 1

Charles – 4

Frederick – 3

Harford – 1

Howard – 6

Montgomery – 38

Prince George's – 66

Queen Anne's – 2

St. Mary's – 3

Talbot – 1

Out of State – 111

## **Associated Builders and Contractors (Cumberland Valley Chapter)**

Apprentices Active – 93

New Apprentices Enrolled in 2018 – 28

Apprentices Completed in 2018 – 18

Apprentices Cancelled – 20

---

Male – 89

Female – 4

---

Age 18-27 – 65

Age 28-37 – 21

Age 38-47 – 3

Age 48-57 – 4

Age 58-67 – 0

Age Undeclared – 0

---

White (not Hispanic) – 83

Black (not Hispanic) – 6

Hispanic – 3

American Indian or Alaskan – 0

Asian/Pacific Islander – 0

Race Other – 1

Race Undeclared – 0

---

Carroll – 1

Frederick – 11

Washington - 38

Out of State – 43

## **Associated Builders and Contractors (Chesapeake Shores Chapter)**

Apprentices Active – 159

New Apprentices Enrolled in 2018 – 68

Apprentices Completed in 2018 – 23

Apprentices Cancelled – 46

---

Male – 158

Female – 1

---

Age 18-27 – 89

Age 28-37 – 51

Age 38-47 – 14

Age 48-57 – 4

Age 58-67 – 1

Age Undeclared – 0

---

White (not Hispanic) – 113

Black (not Hispanic) – 27

Hispanic – 15

American Indian or Alaskan – 0

Asian/Pacific Islander – 3

Race Other – 1

Race Undeclared – 0

---

Anne Arundel – 79

Baltimore City – 2

Baltimore – 14

Calvert – 9

Caroline – 4

Charles – 10

Dorchester – 1

Howard – 5

Kent – 1

Montgomery – 1

Prince George's – 8

Queen Anne's – 7

Somerset – 1

St. Mary's – 4

Talbot – 1

Wicomico – 6

Worcester – 1

Out of State – 5

## **Associated Builders and Contractors (Baltimore Metro Chapter)**

Apprentices Active – 552

New Apprentices Enrolled in 2018 – 172

Apprentices Completed in 2018 – 77

Apprentices Cancelled – 187

---

Male – 546

Female – 6

---

Age 18-27 – 268

Age 28-37 – 221

Age 38-47 – 48

Age 48-57 – 12

Age 58-67 – 3

Age Undeclared – 0

---

White (not Hispanic) – 324

Black (not Hispanic) – 167

Hispanic – 35

American Indian or Alaskan – 8

Asian/Pacific Islander – 13

Race Other – 5

Race Undeclared – 0

---

Anne Arundel – 46

Baltimore City – 84

Baltimore – 308

Carroll – 27

Frederick – 1

Harford – 50

Howard – 10

Montgomery – 3

Prince George's – 3

Queen Anne's – 1

Out of State – 19

## Association of Air Conditioning Professionals

Apprentices Active – 154

New Apprentices Enrolled in 2018 – 60

Apprentices Completed in 2018 – 22

Apprentices Cancelled – 23

---

Male – 153

Female – 1

---

Age 18-27 – 71

Age 28-37 – 58

Age 38-47 – 19

Age 48-57 – 5

Age 58-67 – 1

Age Undeclared – 0

---

White (not Hispanic) – 45

Black (not Hispanic) – 30

Hispanic – 71

American Indian or Alaskan – 1

Asian/Pacific Islander – 6

Race Other – 1

Race Undeclared – 0

---

Anne Arundel – 7

Baltimore City – 1

Baltimore – 8

Calvert – 3

Carroll – 1

Charles – 1

Frederick – 5

Howard – 8

Montgomery – 69

Prince George's – 37

Queen Anne's – 1

Washington – 2

Out of State – 11

## Baltimore Alliance for Careers in Healthcare

Apprentices Active – 9

New Apprentices Enrolled in 2018 – 8

Apprentices Completed in 2018 – 7

Apprentices Cancelled – 2

---

Male – 0

Female – 9

---

Age 18-27 – 1

Age 28-37 – 5

Age 38-47 – 1

Age 48-57 – 2

Age 58-67 – 0

Age Undeclared – 0

---

White (not Hispanic) – 3

Black (not Hispanic) – 3

Hispanic – 1

American Indian or Alaskan – 0

Asian/Pacific Islander – 2

Race Other – 0

Race Undeclared – 0

---

Anne Arundel – 1

Baltimore City – 4

Baltimore County – 3

Howard County – 1

## **Baltimore Area Roofers JAC**

Apprentices Active – 27

New Apprentices Enrolled in 2018 – 10

Apprentices Completed in 2018 – 3

Apprentices Cancelled – 22

---

Male – 24

Female – 3

---

Age 18-27 – 6

Age 28-37 – 13

Age 38-47 – 6

Age 48-57 – 2

Age 58-67 – 0

Age Undeclared – 0

---

White (not Hispanic) – 2

Black (not Hispanic) – 19

Hispanic – 6

American Indian or Alaskan – 0

Asian/Pacific Islander – 0

Race Other – 0

Race Undeclared – 0

---

Baltimore City – 8

Baltimore – 3

Montgomery – 2

Prince George's – 5

Queen Anne's – 1

Out of State – 8

## **Baltimore Bricklayers JATC for the Masonry Industry**

Apprentices Active – 81

New Apprentices Enrolled in 2018 – 47

Apprentices Completed in 2018 – 22

Apprentices Cancelled – 32

---

Male – 79

Female – 2

---

Age 18-27 – 24

Age 28-37 – 23

Age 38-47 – 29

Age 48-57 – 5

Age 58-67 – 0

Age Undeclared – 0

---

White (not Hispanic) – 11

Black (not Hispanic) – 14

Hispanic – 56

American Indian or Alaskan – 0

Asian/Pacific Islander – 0

Race Other – 0

Race Undeclared – 0

---

Anne Arundel – 1

Baltimore City – 1

Baltimore – 5

Calvert – 2

Charles – 2

Frederick – 2

Montgomery – 7

Prince George's – 22

St. Mary's – 1

Washington – 1

Out of State – 37



## **Baltimore Cement Masons JAC**

Apprentices Active – 14

New Apprentices Enrolled in 2018 – 5

Apprentices Completed in 2018 – 0

Apprentices Cancelled – 9

---

Male – 14

Female – 0

---

Age 18-27 – 8

Age 28-37 – 1

Age 38-47 – 5

Age 48-57 – 0

Age 58-67 – 0

Age Undeclared – 0

---

White (not Hispanic) – 0

Black (not Hispanic) – 10

Hispanic – 4

American Indian or Alaskan – 0

Asian/Pacific Islander – 0

Race Other – 0

Race Undeclared – 0

---

Montgomery – 1

Prince George's – 2

Out of State – 11

## **Baltimore City Joint Apprenticeship, AFSCME Local No. 44**

Apprentices Active – 96

New Apprentices Enrolled in 2018 – 32

Apprentices Completed in 2018 – 31

Apprentices Cancelled – 30

---

Male – 86

Female – 10

---

Age 18-27 – 13

Age 28-37 – 29

Age 38-47 – 31

Age 48-57 – 16

Age 58-67 – 7

Age Undeclared – 0

---

White (not Hispanic) – 11

Black (not Hispanic) – 81

Hispanic – 2

American Indian or Alaskan – 0

Asian/Pacific Islander – 0

Race Other – 2

Race Undeclared – 0

---

Anne Arundel – 7

Baltimore City – 40

Baltimore – 47

Harford – 1

Out of State – 1

## **Baltimore County Police Department**

Apprentices Active – 219

New Apprentices Enrolled in 2018 – 133

Apprentices Completed in 2018 – 1

Apprentices Cancelled – 20

---

Male – 168

Female – 51

---

Age 18-27 – 153

Age 28-37 – 53

Age 38-47 – 11

Age 48-57 – 2

Age 58-67 – 0

Age Undeclared – 0

---

White (not Hispanic) – 147

Black (not Hispanic) – 51

Hispanic – 10

American Indian or Alaskan – 0

Asian/Pacific Islander – 9

Race Other – 2

Race Undeclared - 0

---

Anne Arundel – 10

Baltimore City – 6

Baltimore – 118

Carroll – 14

Cecil – 3

Charles – 1

Frederick – 1

Harford – 31

Howard – 5

Montgomery – 2

Prince George's – 2

Talbot – 1

Out of State – 25

## **Baltimore Electricians JATC Local Union No. 24**

Apprentices Active – 352

New Apprentices Enrolled in 2018 – 111

Apprentices Completed in 2018 – 55

Apprentices Cancelled – 66

---

Male – 344

Female – 8

---

Age 18-27 – 201

Age 28-37 – 132

Age 38-47 – 16

Age 48-57 – 3

Age 58-67 – 0

Age Undeclared – 0

---

White (not Hispanic) – 271

Black (not Hispanic) – 65

Hispanic – 8

American Indian or Alaskan – 1

Asian/Pacific Islander – 4

Race Other – 3

Race Undeclared – 0

---

Anne Arundel – 55

Baltimore City – 32

Baltimore – 145

Caroline – 1

Carroll – 27

Cecil – 3

Dorchester – 6

Frederick – 2

Harford – 38

Howard – 13

Prince George's – 3

Queen Anne's – 3

Somerset – 2

St. Mary's – 1

Wicomico – 4

Worcester – 6

Out of State – 11

## **Baltimore Operating Engineers JATC**

Apprentices Active – 73

New Apprentices Enrolled in 2018 – 36

Apprentices Completed in 2018 – 16

Apprentices Cancelled – 18

---

Male – 68

Female – 5

---

Age 18-27 – 44

Age 28-37 – 22

Age 38-47 – 4

Age 48-57 – 3

Age 58-67 – 0

Age Undeclared – 0

---

White (not Hispanic) – 53

Black (not Hispanic) – 13

Hispanic – 1

American Indian or Alaskan – 1

Asian/Pacific Islander – 1

Race Other – 4

Race Undeclared – 0

---

Anne Arundel – 11

Baltimore City – 8

Baltimore – 35

Calvert – 1

Caroline – 1

Carroll – 3

Cecil – 1

Harford – 8

St. Mary's – 2

Out of State – 3

## **Baltimore Sheet Metal Workers JATC, Local Union No. 100**

Apprentices Active – 41

New Apprentices Enrolled in 2018 – 14

Apprentices Completed in 2018 – 3

Apprentices Cancelled – 9

---

Male – 41

Female – 0

---

Age 18-27 – 21

Age 28-37 – 18

Age 38-47 – 2

Age 48-57 – 0

Age 58-67 – 0

Age Undeclared – 0

---

White (not Hispanic) – 29

Black (not Hispanic) – 11

Hispanic – 0

American Indian or Alaskan – 0

Asian/Pacific Islander – 0

Race Other – 1

Race Undeclared – 0

---

Anne Arundel – 9

Baltimore City – 1

Baltimore – 24

Carroll – 1

Harford – 3

Howard - 1

Queen Anne's – 1

Out of State – 1

## **Barnes Electric, Inc.**

Apprentices Active – 1

New Apprentices Enrolled in 2018 – 1

Apprentices Completed in 2018 – 0

Apprentices Cancelled – 0

---

Male – 1

Female – 0

---

Age 18-27 – 0

Age 28-37 – 1

Age 38-47 – 0

Age 48-57 – 0

Age 58-67 – 0

Age Undeclared – 0

---

White (not Hispanic) – 1

Black (not Hispanic) – 0

Hispanic – 0

American Indian or Alaskan – 0

Asian/Pacific Islander – 0

Race Other – 0

Race Undeclared – 0

---

Caroline – 1

## **Bauguess Electrical Services, Inc.**

Apprentices Active – 4  
New Apprentices Enrolled in 2018 – 0  
Apprentices Completed in 2018 – 0  
Apprentices Cancelled – 0

---

Male – 4

Female – 0

---

Age 18-27 – 2

Age 28-37 – 1

Age 38-47 – 1

Age 48-57 – 0

Age 58-67 – 0

Age Undeclared – 0

---

White (not Hispanic) – 4

Black (not Hispanic) – 0

Hispanic – 0

American Indian or Alaskan – 0

Asian/Pacific Islander – 0

Race Other – 0

Race Undeclared – 0

---

Baltimore County – 1

Cecil County – 1

Out of State – 2

## **Bausum & Duckett Electric, LLC**

Apprentices Active – 2  
New Apprentices Enrolled in 2018 – 0  
Apprentices Completed in 2018 – 1  
Apprentices Cancelled – 0

---

Male – 2

Female – 0

---

Age 18-27 – 1

Age 28-37 – 1

Age 38-47 – 0

Age 48-57 – 0

Age 58-67 – 0

Age Undeclared – 0

---

White (not Hispanic) – 1

Black (not Hispanic) – 1

Hispanic – 0

American Indian or Alaskan – 0

Asian/Pacific Islander – 0

Race Other – 0

Race Undeclared – 0

---

Wicomico – 1

Out of State – 1

## **Bear Industries, Inc.**

Apprentices Active – 17

New Apprentices Enrolled in 2018 – 8

Apprentices Completed in 2018 – 5

Apprentices Cancelled – 5

---

Male – 17

Female – 0

---

Age 18-27 – 9

Age 28-37 – 5

Age 38-47 – 1

Age 48-57 – 2

Age 58-67 – 0

Age Undeclared – 0

---

White (not Hispanic) – 13

Black (not Hispanic) – 4

Hispanic – 0

American Indian or Alaskan – 0

Asian/Pacific Islander – 0

Race Other – 0

Race Undeclared – 0

---

Out of State – 17

## **Bechdon Company, Inc.**

Apprentices Active – 5

New Apprentices Enrolled in 2018 – 0

Apprentices Completed in 2018 – 0

Apprentices Cancelled – 0

---

Male – 5

Female – 0

---

Age 18-27 – 4

Age 28-37 – 1

Age 38-47 – 0

Age 48-57 – 0

Age 58-67 – 0

Age Undeclared – 0

---

White (not Hispanic) – 5

Black (not Hispanic) – 0

Hispanic – 0

American Indian or Alaskan – 0

Asian/Pacific Islander – 0

Race Other – 0

Race Undeclared – 0

---

Anne Arundel – 3

St. Mary's – 2

## **Bilbrough's Electric, Inc.**

Apprentices Active – 5

New Apprentices Enrolled in 2018 – 0

Apprentices Completed in 2018 – 1

Apprentices Cancelled – 0

---

Male – 5

Female – 0

---

Age 18-27 – 3

Age 28-37 – 2

Age 38-47 – 0

Age 48-57 – 0

Age 58-67 – 0

Age Undeclared – 0

---

White (not Hispanic) – 3

Black (not Hispanic) – 0

Hispanic – 2

American Indian or Alaskan – 0

Asian/Pacific Islander – 0

Race Other – 0

Race Undeclared – 0

---

Caroline – 1

Out of State – 4

## **Blue Claw Electric, LLC**

Apprentices Active – 1

New Apprentices Enrolled in 2018 – 0

Apprentices Completed in 2018 – 0

Apprentices Cancelled – 0

---

Male – 1

Female – 0

---

Age 18-27 – 1

Age 28-37 – 0

Age 38-47 – 0

Age 48-57 – 0

Age 58-67 – 0

Age Undeclared – 0

---

White (not Hispanic) – 1

Black (not Hispanic) – 0

Hispanic – 0

American Indian or Alaskan – 0

Asian/Pacific Islander – 0

Race Other – 0

Race Undeclared – 0

---

Cecil – 1



## **B&R Grinding Company**

Apprentices Active – 1

New Apprentices Enrolled in 2018 – 0

Apprentices Completed in 2018 – 0

Apprentices Cancelled – 1

---

Male – 1

Female – 0

---

Age 18-27 – 1

Age 28-37 – 0

Age 38-47 – 0

Age 48-57 – 0

Age 58-67 – 0

Age Undeclared – 0

---

White (not Hispanic) – 1

Black (not Hispanic) – 0

Hispanic – 0

American Indian or Alaskan – 0

Asian/Pacific Islander – 0

Race Other – 0

Race Undeclared – 0

---

Harford – 1

## **Bozzutto Management Company**

Apprentices Active – 2

New Apprentices Enrolled in 2018 – 2

Apprentices Completed in 2018 – 0

Apprentices Cancelled – 0

---

Male – 2

Female – 0

---

Age 18-27 – 1

Age 28-37 – 1

Age 38-47 – 0

Age 48-57 – 0

Age 58-67 – 0

Age Undeclared – 0

---

White (not Hispanic) – 0

Black (not Hispanic) – 1

Hispanic – 1

American Indian or Alaskan – 0

Asian/Pacific Islander – 0

Race Other – 0

Race Undeclared – 0

---

Howard – 1

Prince George's – 1

## **Bricklayers and Allied Craftworkers, District Council of West Virginia**

Apprentices Active – 12

New Apprentices Enrolled in 2018 – 0

Apprentices Completed in 2018 – 1

Apprentices Cancelled – 7

---

Male – 11

Female – 1

---

Age 18-27 – 10

Age 28-37 – 2

Age 38-47 – 2

Age 48-57 – 0

Age 58-67 – 0

Age Undeclared – 0

---

White (not Hispanic) – 12

Black (not Hispanic) – 0

Hispanic – 0

American Indian or Alaskan – 0

Asian/Pacific Islander – 0

Race Other – 0

Race Undeclared – 0

---

Allegany – 1

Garrett – 1

Out of State – 10

## **CAP Electric, Inc.**

Apprentices Active – 3

New Apprentices Enrolled in 2018 – 0

Apprentices Completed in 2018 – 0

Apprentices Cancelled – 0

---

Male – 3

Female – 0

---

Age 18-27 – 1

Age 28-37 – 1

Age 38-47 – 1

Age 48-57 – 0

Age 58-67 – 0

Age Undeclared – 0

---

White (not Hispanic) – 3

Black (not Hispanic) – 0

American Indian or Alaskan – 0

Asian/Pacific Islander – 0

Race Other – 0

Race Undeclared – 0

---

Cecil – 3

## Capitol Sprinkler Contracting, Inc.

Apprentices Active – 8

New Apprentices Enrolled in 2018 – 5

Apprentices Completed in 2018 – 1

Apprentices Cancelled – 8

---

Male – 7

Female – 1

---

Age 18-27 – 4

Age 28-37 – 4

Age 38-47 – 0

Age 48-57 – 0

Age 58-67 – 0

Age Undeclared – 0

---

White (not Hispanic) – 6

Black (not Hispanic) – 2

Hispanic – 0

American Indian or Alaskan – 0

Asian/Pacific Islander – 0

Race Other – 0

Race Undeclared – 0

---

Anne Arundel – 1

Baltimore – 1

Carroll – 1

Charles – 3

Prince George's – 1

Out of State – 1

## **Carpenters JAC of Philadelphia and Vicinity**

Apprentices Active – 23

New Apprentices Enrolled in 2018 – 12

Apprentices Completed in 2018 – 13

Apprentices Cancelled – 13

---

Male – 22

Female – 1

---

Age 18-27 – 15

Age 28-37 – 7

Age 38-47 – 1

Age 48-57 –

Age 58-67 – 0

Age Undeclared – 0

---

White (not Hispanic) – 17

Black (not Hispanic) – 3

Hispanic – 3

American Indian or Alaskan – 0

Asian/Pacific Islander – 0

Race Other – 0

Race Undeclared – 0

---

Caroline – 1

Queen Anne's – 1

Somerset – 1

Wicomico – 2

Worcester – 1

Out of State – 17

## **Chesapeake Bay Maritime Museum**

Apprentices Active – 3

New Apprentices Enrolled in 2018 – 3

Apprentices Completed in 2018 – 0

Apprentices Cancelled – 0

---

Male – 3

Female – 0

---

Age 18-27 – 0

Age 28-37 – 3

Age 38-47 – 0

Age 48-57 – 0

Age 58-67 – 0

Age Undeclared – 0

---

White (not Hispanic) – 3

Black (not Hispanic) – 0

Hispanic – 0

American Indian or Alaskan – 0

Asian/Pacific Islander – 0

Race Other – 0

Race Undeclared – 0

---

Talbot – 3

## Chesapeake Sprinkler Company

Apprentices Active – 13  
New Apprentices Enrolled in 2018 – 0  
Apprentices Completed in 2018 – 0  
Apprentices Cancelled – 8

---

Male – 13  
Female – 0

---

Age 18-27 – 1  
Age 28-37 – 10  
Age 38-47 – 2  
Age 48-57 – 0  
Age 58-67 – 0  
Age Undeclared – 0

---

White (not Hispanic) – 8  
Black (not Hispanic) – 1  
Hispanic – 4  
American Indian or Alaskan – 0  
Asian/Pacific Islander – 0  
Race Other – 0  
Race Undeclared – 0

---

Anne Arundel – 5  
Baltimore – 2  
Howard – 1  
Prince George's – 1  
Out of State – 4

## Choptank Electric Cooperative, Inc.

Apprentices Active – 8  
New Apprentices Enrolled in 2018 – 2  
Apprentices Completed in 2018 – 0  
Apprentices Cancelled – 2

---

Male – 8  
Female – 0

---

Age 18-27 – 5  
Age 28-37 – 3  
Age 38-47 – 0  
Age 48-57 – 0  
Age 58-67 – 0  
Age Undeclared – 0

---

White (not Hispanic) – 8  
Black (not Hispanic) – 0  
Hispanic – 0  
American Indian or Alaskan – 0  
Asian/Pacific Islander – 0  
Race Other – 0  
Race Undeclared – 0

---

Caroline – 2  
Kent – 2  
Wicomico – 1  
Worcester – 2  
Out of State – 1

## **CMH, Inc. dba Cropp Metcalfe**

Apprentices Active – 45

New Apprentices Enrolled in 2018 – 45

Apprentices Completed in 2018 – 5

Apprentices Cancelled – 0

---

Male – 45

Female – 0

---

Age 18-27 – 17

Age 28-37 – 17

Age 38-47 – 8

Age 48-57 – 3

Age 58-67 – 0

Age Undeclared – 0

---

White (not Hispanic) – 10

Black (not Hispanic) – 20

Hispanic – 7

American Indian or Alaskan – 0

Asian/Pacific Islander – 6

Race Other – 0

Race Undeclared – 2

---

Anne Arundel – 1

Baltimore – 3

Cecil – 1

Charles – 1

Montgomery – 5

Prince George's – 8

Out of State – 26

## **Colt Insulation, Inc.**

Apprentices Active – 2

New Apprentices Enrolled in 2018 – 1

Apprentices Completed in 2018 – 0

Apprentices Cancelled – 1

---

Male – 1

Female – 1

---

Age 18-27 – 1

Age 28-37 – 1

Age 38-47 – 0

Age 48-57 – 0

Age 58-67 – 0

Age Undeclared – 0

---

White (not Hispanic) – 1

Black (not Hispanic) – 0

Hispanic – 1

American Indian or Alaskan – 0

Asian/Pacific Islander – 0

Race Other – 0

Race Undeclared – 0

---

Baltimore – 2

## **Crist Instrument, Inc.**

Apprentices Active – 1  
New Apprentices Enrolled in 2018 – 1  
Apprentices Completed in 2018 – 0  
Apprentices Cancelled – 0

---

Male – 1

Female – 0

---

Age 18-27 – 0

Age 28-37 – 0

Age 38-47 – 1

Age 48-57 – 0

Age 58-67 – 0

Age Undeclared – 0

---

White (not Hispanic) – 1

Black (not Hispanic) – 0

Hispanic – 0

American Indian or Alaskan – 0

Asian/Pacific Islander – 0

Race Other – 0

Race Undeclared – 0

---

Washington – 1

## **Cumberland Plumbers and Steamfitters, Local No. 489 JATC**

Apprentices Active – 28  
New Apprentices Enrolled in 2018 – 7  
Apprentices Completed in 2018 – 3  
Apprentices Cancelled – 5

---

Male – 28

Female – 0

---

Age 18-27 – 17

Age 28-37 – 10

Age 38-47 – 1

Age 48-57 – 0

Age 58-67 – 0

Age Undeclared – 0

---

White (not Hispanic) – 27

Black (not Hispanic) – 1

Hispanic – 0

American Indian or Alaskan – 0

Asian/Pacific Islander – 0

Race Other – 0

Race Undeclared – 0

---

Allegany – 12

Garrett – 1

Out of State - 15

## **CVS Health, Inc.**

Apprentices Active – 1  
New Apprentices Enrolled in 2018 – 1  
Apprentices Completed in 2018 – 0  
Apprentices Cancelled – 0

---

Male – 1

Female – 0

---

Age 18-27 – 0

Age 28-37 – 1

Age 38-47 – 0

Age 48-57 – 0

Age 58-67 – 0

Age Undeclared – 0

---

White (not Hispanic) – 1

Black (not Hispanic) – 0

Hispanic – 0

American Indian or Alaskan – 0

Asian/Pacific Islander – 0

Race Other – 0

Race Undeclared – 0

---

Baltimore – 1

## **Daniel G. Bebee, Inc.**

Apprentices Active – 1  
New Apprentices Enrolled in 2018 – 2  
Apprentices Completed in 2018 – 0  
Apprentices Cancelled – 1

---

Male – 1

Female – 0

---

Age 18-27 – 0

Age 28-37 – 1

Age 38-47 – 0

Age 48-57 – 0

Age 58-67 – 0

Age Undeclared – 0

---

White (not Hispanic) – 1

Black (not Hispanic) – 0

Hispanic – 0

American Indian or Alaskan – 0

Asian/Pacific Islander – 0

Race Other – 0

Race Undeclared – 0

---

Wicomico – 1



## **Dedicated Circuits, LLC**

Apprentices Active – 1  
New Apprentices Enrolled in 2018 – 0  
Apprentices Completed in 2018 – 0  
Apprentices Cancelled – 0

---

Male – 1

Female – 0

---

Age 18-27 – 0

Age 28-37 – 1

Age 38-47 – 0

Age 48-57 – 0

Age 58-67 – 0

Age Undeclared – 0

---

White (not Hispanic) – 1

Black (not Hispanic) – 0

Hispanic – 0

American Indian or Alaskan – 0

Asian/Pacific Islander – 0

Race Other – 0

Race Undeclared – 0

---

Wicomico – 1

## **Delaware Elevator, Inc.**

Apprentices Active – 43  
New Apprentices Enrolled in 2018 – 20  
Apprentices Completed in 2018 – 7  
Apprentices Cancelled – 9

---

Male – 42

Female – 1

---

Age 18-27 – 25

Age 28-37 – 14

Age 38-47 – 4

Age 48-57 – 0

Age 58-67 – 0

Age Undeclared – 0

---

White (not Hispanic) – 37

Black (not Hispanic) – 4

Hispanic – 2

American Indian or Alaskan – 0

Asian/Pacific Islander – 0

Race Other – 0

Race Undeclared – 0

---

Anne Arundel – 2

Caroline – 1

Cecil – 1

Howard – 1

Somerset – 1

Talbot – 1

Wicomico – 9

Worcester – 7

Out of State – 20

## **Delmarva Power**

Apprentices Active – 4  
New Apprentices Enrolled in 2018 – 0  
Apprentices Completed in 2018 – 0  
Apprentices Cancelled – 0

---

Male – 4

Female – 0

---

Age 18-27 – 0

Age 28-37 – 4

Age 38-47 – 0

Age 48-57 – 0

Age 58-67 – 0

Age Undeclared – 0

---

White (not Hispanic) – 4

Black (not Hispanic) – 0

Hispanic – 0

American Indian or Alaskan – 0

Asian/Pacific Islander – 0

Race Other – 0

Race Undeclared – 0

---

Out of State – 4

## **Dixon Valve and Coupling Co.**

Apprentices Active – 5  
New Apprentices Enrolled in 2018 – 5  
Apprentices Completed in 2018 – 0  
Apprentices Cancelled – 0

---

Male – 5

Female – 0

---

Age 18-27 – 3

Age 28-37 – 2

Age 38-47 – 0

Age 48-57 – 0

Age 58-67 – 0

Age Undeclared – 0

---

White (not Hispanic) – 5

Black (not Hispanic) – 0

Hispanic – 0

American Indian or Alaskan – 0

Asian/Pacific Islander – 0

Race Other – 0

Race Undeclared – 0

---

Kent – 4

Queen Anne's - 1

## Dynamic Automotive

Apprentices Active – 4  
New Apprentices Enrolled in 2018 – 1  
Apprentices Completed in 2018 – 0  
Apprentices Cancelled – 0

---

Male – 4  
Female – 0

---

Age 18-27 – 4  
Age 28-37 – 0  
Age 38-47 – 0  
Age 48-57 – 0  
Age 58-67 – 0  
Age Undeclared- 0

---

White (not Hispanic) – 3  
Black (not Hispanic) – 0  
Hispanic – 0  
American Indian or Alaskan – 0  
Asian/Pacific Islander – 1  
Race Other – 0  
Race Undeclared – 0

---

Carroll – 1  
Frederick – 3

## Eastern Elevator Service and Sales Company

Apprentices Active – 15  
New Apprentices Enrolled in 2018 – 6  
Apprentices Completed in 2018 – 1  
Apprentices Cancelled – 3

---

Male – 15  
Female – 0

---

Age 18-27 – 10  
Age 28-37 – 3  
Age 38-47 – 2  
Age 48-57 – 0  
Age 58-67 – 0  
Age Undeclared – 0

---

White (not Hispanic) – 15  
Black (not Hispanic) – 0  
Hispanic – 0  
American Indian or Alaskan – 0  
Asian/Pacific Islander – 0  
Race Other – 0  
Race Undeclared – 0

---

Out of State – 15

# Electrical Apprenticeship Program of Carroll County Maryland

Apprentices Active - 110

New Apprentices Enrolled in 2018 – 41

Apprentices Completed in 2018 – 22

Apprentices Cancelled – 15

---

Male – 108

Female – 2

---

Age 18-27 – 76

Age 28-37 – 27

Age 38-47 – 5

Age 48-57 – 2

Age 58-67 – 0

Age Undeclared – 0

---

White (not Hispanic) – 98

Black (not Hispanic) – 4

Hispanic – 3

American Indian or Alaskan – 0

Asian/Pacific Islander – 1

Race Other – 4

Race Undeclared – 0

---

Baltimore – 10

Carroll – 72

Frederick – 4

Harford – 1

Howard – 5

Montgomery – 1

Out of State – 17

## Ellicott Dredges, LLC

Apprentices Active – 2

New Apprentices Enrolled in 2018 – 0

Apprentices Completed in 2018 – 0

Apprentices Cancelled – 0

---

Male – 2

Female – 0

---

Age 18-27 – 0

Age 28-37 – 0

Age 38-47 – 0

Age 48-57 – 1

Age 58-67 – 1

Age Undeclared – 0

---

White (not Hispanic) – 0

Black (not Hispanic) – 2

Hispanic – 0

American Indian or Alaskan – 0

Asian/Pacific Islander – 0

Race Other – 0

Race Undeclared – 0

---

Baltimore – 2

## Finishing Trades Institute of Maryland, Virginia and Washington, DC

Apprentices Active – 395

New Apprentices Enrolled in 2018 – 79

Apprentices Completed in 2018 – 39

Apprentices Cancelled – 33

---

Male – 383

Female – 12

---

Age 18-27 – 117

Age 28-37 – 167

Age 38-47 – 72

Age 48-57 – 32

Age 58-67 – 7

Age Undeclared – 0

---

White (not Hispanic) – 62

Black (not Hispanic) – 100

Hispanic – 222

American Indian or Alaskan – 1

Asian/Pacific Islander – 2

Race Other – 8

Race Undeclared - 0

---

Allegany – 2

Anne Arundel – 26

Baltimore City – 21

Baltimore – 127

Calvert – 2

Charles – 5

Frederick – 7

Harford – 2

Howard – 5

Montgomery – 27

Prince George's – 53

Queen Anne's – 5

St. Mary's – 4

Out of State – 109

## **Fireguard, LLC**

Apprentices Active – 3

New Apprentices Enrolled in 2018 – 0

Apprentices Completed in 2018 – 0

Apprentices Cancelled – 0

---

Male – 3

Female – 0

---

Age 18-27 – 1

Age 28-37 – 2

Age 38-47 – 0

Age 48-57 – 0

Age 58-67 – 0

Age Undeclared – 0

---

White (not Hispanic) – 3

Black (not Hispanic) – 0

Hispanic – 0

American Indian or Alaskan – 0

Asian/Pacific Islander – 0

Race Other – 0

Race Undeclared – 0

---

Anne Arundel – 3

## **Flowserve Corporation**

Apprentices Active – 2

New Apprentices Enrolled in 2018 – 0

Apprentices Completed in 2018 – 1

Apprentices Cancelled – 0

---

Male – 2

Female – 0

---

Age 18-27 – 2

Age 28-37 – 0

Age 38-47 – 0

Age 48-57 – 0

Age 58-67 – 0

Age Undeclared – 0

---

White (not Hispanic) – 2

Black (not Hispanic) – 0

Hispanic – 0

American Indian or Alaskan – 0

Asian/Pacific Islander – 0

Race Other – 0

Race Undeclared – 0

---

Out of State - 2

## **Frazier Machine Company**

Apprentices Active – 1

New Apprentices Enrolled in 2018 – 1

Apprentices Completed in 2018 – 0

Apprentices Cancelled – 0

---

Male – 1

Female – 0

---

Age 18-27 – 0

Age 28-37 – 0

Age 38-47 – 1

Age 48-57 – 0

Age 58-67 – 0

Age Undeclared – 0

---

White (not Hispanic) – 1

Black (not Hispanic) – 0

Hispanic – 0

American Indian or Alaskan – 0

Asian/Pacific Islander – 0

Race Other – 0

Race Undeclared – 0

---

Carroll - 1

## **G.A. Smith Electric, Inc.**

Apprentices Active – 4

New Apprentices Enrolled in 2018 – 0

Apprentices Completed in 2018 – 0

Apprentices Cancelled – 0

---

Male – 4

Female – 0

---

Age 18-27 – 0

Age 28-37 – 2

Age 38-47 – 2

Age 48-57 – 0

Age 58-67 – 0

Age Undeclared – 0

---

White (not Hispanic) – 3

Black (not Hispanic) – 1

Hispanic – 0

American Indian or Alaskan – 0

Asian/Pacific Islander – 0

Race Other – 0

Race Undeclared – 0

---

Calvert – 1

Charles – 2

Out of State - 1

## Goel Services, Inc.

Apprentices Active – 29

New Apprentices Enrolled in 2018 – 16

Apprentices Completed in 2018 – 0

Apprentices Cancelled – 4

---

Male – 28

Female – 1

---

Age 18-27 – 14

Age 28-37 – 11

Age 38-47 – 2

Age 48-57 – 2

Age 58-67 – 0

Age Undeclared – 0

---

White (not Hispanic) – 4

Black (not Hispanic) – 12

Hispanic – 10

American Indian or Alaskan – 0

Asian/Pacific Islander – 3

Race Other – 0

Race Undeclared – 0

---

Anne Arundel – 2

Baltimore City – 1

Baltimore – 1

Charles – 2

Frederick – 1

Howard – 1

Prince George's – 10

Out of State – 11



## Harford County Electrical Contractors Association

Apprentices Active – 374

New Apprentices Enrolled in 2018 – 117

Apprentices Completed in 2018 – 48

Apprentices Cancelled – 50

---

Male – 366

Female – 8

---

Age 18-27 – 238

Age 28-37 – 118

Age 38-47 – 14

Age 48-57 – 3

Age 58-67 – 1

Age Undeclared – 0

---

White (not Hispanic) – 326

Black (not Hispanic) – 26

Hispanic – 10

American Indian or Alaskan – 3

Asian/Pacific Islander – 5

Race Other – 4

Race Undeclared – 0

---

Anne Arundel – 5

Baltimore City – 6

Baltimore – 132

Cecil – 25

Harford – 174

Prince George's – 1

St. Mary's – 1

Out of State – 30

## Harford County Government

Apprentices Active – 1

New Apprentices Enrolled in 2018 – 1

Apprentices Completed in 2018 – 0

Apprentices Cancelled – 0

---

Male – 1

Female – 0

---

Age 18-27 – 0

Age 28-37 – 1

Age 38-47 – 0

Age 48-57 – 0

Age 58-67 – 0

Age Undeclared – 0

---

White (not Hispanic) – 1

Black (not Hispanic) – 0

Hispanic – 0

American Indian or Alaskan – 0

Asian/Pacific Islander – 0

Race Other – 0

Race Undeclared – 0

---

Harford – 1

# Heating & Air Conditioning Contractors of Maryland

Apprentices Active – 207

New Apprentices Enrolled in 2018 – 74

Apprentices Completed in 2018 – 27

Apprentices Cancelled – 20

---

Male – 206

Female – 1

---

Age 18-27 – 132

Age 28-37 – 57

Age 38-47 – 13

Age 48-57 – 5

Age 58-67 – 0

Age Undeclared – 0

---

White (not Hispanic) – 191

Black (not Hispanic) – 6

Hispanic – 5

American Indian or Alaskan – 0

Asian/Pacific Islander – 4

Race Other – 1

Race Undeclared – 0

---

Anne Arundel – 11

Baltimore City – 2

Baltimore – 70

Carroll – 30

Cecil – 11

Frederick – 1

Harford – 70

Howard – 2

Prince George's – 2

Worcester – 2

Out of State – 6

## Holmatro, Inc.

Apprentices Active – 2

New Apprentices Enrolled in 2018 – 1

Apprentices Completed in 2018 – 1

Apprentices Cancelled – 0

---

Male – 2

Female – 0

---

Age 18-27 – 1

Age 28-37 – 1

Age 38-47 – 0

Age 48-57 – 0

Age 58-67 – 0

Age Undeclared – 0

---

White (not Hispanic) – 2

Black (not Hispanic) – 0

Hispanic – 0

American Indian or Alaskan – 0

Asian/Pacific Islander – 0

Race Other – 0

Race Undeclared – 0

---

Baltimore – 2

## **Hudak's Insulation, Inc.**

Apprentices Active – 19

New Apprentices Enrolled in 2018 – 5

Apprentices Completed in 2018 – 0

Apprentices Cancelled – 2

---

Male – 18

Female – 1

---

Age 18-27 – 7

Age 28-37 – 11

Age 38-47 – 1

Age 48-57 – 0

Age 58-67 – 0

Age Undeclared – 0

---

White (not Hispanic) – 8

Black (not Hispanic) – 4

Hispanic – 7

American Indian or Alaskan – 0

Asian/Pacific Islander – 0

Race Other – 0

Race Undeclared – 0

---

Anne Arundel – 1

Baltimore City – 3

Baltimore – 11

Cecil – 1

Frederick – 1

Harford – 2

## **Human Genome Sciences, Inc.**

Apprentices Active – 2

New Apprentices Enrolled in 2018 – 1

Apprentices Completed in 2018 – 0

Apprentices Cancelled – 0

---

Male – 2

Female – 0

---

Age 18-27 – 1

Age 28-37 – 1

Age 38-47 – 0

Age 48-57 – 0

Age 58-67 – 0

Age Undeclared – 0

---

White (not Hispanic) – 0

Black (not Hispanic) – 1

Hispanic – 0

American Indian or Alaskan – 0

Asian/Pacific Islander – 1

Race Other – 0

Race Undeclared – 0

---

Howard – 1

Out of State – 1

## Independent Electrical Contractors (IEC) Chesapeake, Inc.

Apprentices Active – 836

New Apprentices Enrolled in 2018 – 370

Apprentices Completed in 2018 – 98

Apprentices Cancelled – 125

---

Male – 816

Female – 20

---

Age 18-27 – 417

Age 28-37 – 304

Age 38-47 – 79

Age 48-57 – 29

Age 58-67 – 7

Age Undeclared – 0

---

White (not Hispanic) – 372

Black (not Hispanic) – 249

Hispanic – 165

American Indian or Alaskan – 4

Asian/Pacific Islander – 16

Race Other – 22

Race Undeclared – 8

---

Anne Arundel – 98

Baltimore City – 15

Baltimore – 48

Calvert – 14

Caroline – 1

Carroll – 15

Cecil – 20

Charles – 30

Dorchester – 1

Frederick – 35

Harford – 3

Howard – 43

Montgomery – 70

Prince George's – 121

Queen Anne's – 3

St. Mary's – 16

Washington – 6

Wicomico – 1

Out of State – 296

## **Insulators and Allied Workers Local No. 2 JATC**

Apprentices Active – 2

New Apprentices Enrolled in 2018 – 2

Apprentices Completed in 2018 – 0

Apprentices Cancelled – 0

---

Male – 2

Female – 0

---

Age 18-27 – 2

Age 28-37 – 0

Age 38-47 – 0

Age 48-57 – 0

Age 58-67 – 0

Age Undeclared – 0

---

White (not Hispanic) – 2

Black (not Hispanic) – 0

Hispanic – 0

American Indian or Alaskan – 0

Asian/Pacific Islander – 0

Race Other – 0

Race Undeclared – 0

---

Allegany – 2

## International Union of Elevator Constructors, Local No. 7 JAC

Apprentices Active – 129

New Apprentices Enrolled in 2018 – 43

Apprentices Completed in 2018 – 0

Apprentices Cancelled – 1

---

Male – 129

Female – 0

---

Age 18-27 – 22

Age 28-37 – 62

Age 38-47 – 25

Age 48-57 – 12

Age 58-67 – 8

Age Undeclared – 0

---

White (not Hispanic) – 116

Black (not Hispanic) – 11

Hispanic – 0

American Indian or Alaskan – 2

Asian/Pacific Islander – 0

Race Other –

Race Undeclared – 0

---

Anne Arundel – 26

Baltimore City – 3

Baltimore – 46

Carroll – 14

Cecil – 3

Frederick – 1

Harford – 11

Howard – 4

Prince George's – 1

Queen Anne's – 1

Washington – 2

Wicomico – 1

Out of State – 16

## **International Union of Elevator Constructors, Local No. 10 JAC**

Apprentices Active – 389

New Apprentices Enrolled in 2018 – 142

Apprentices Completed in 2018 – 38

Apprentices Cancelled – 37

---

Male – 380

Female – 9

---

Age 18-27 – 115

Age 28-37 – 193

Age 38-47 – 57

Age 48-57 – 21

Age 58-67 – 3

Age Undeclared – 0

---

White (not Hispanic) – 307

Black (not Hispanic) – 55

Hispanic – 15

American Indian or Alaskan – 1

Asian/Pacific Islander – 3

Race Other – 8

Race Undeclared – 0

---

Anne Arundel – 69

Baltimore City – 1

Baltimore – 12

Calvert – 50

Caroline – 2

Carroll – 10

Cecil – 1

Charles – 44

Frederick – 8

Harford – 1

Howard – 12

Montgomery – 20

Prince George's – 37

Queen Anne's – 3

St. Mary's – 37

Talbot – 2

Washington – 3

Wicomico – 1

Out of State – 76

## Ironworkers Local No. 5 JATC

Apprentices Active – 239

New Apprentices Enrolled in 2018 – 36

Apprentices Completed in 2018 – 20

Apprentices Cancelled – 56

---

Male – 235

Female – 4

---

Age 18-27 – 99

Age 28-37 – 108

Age 38-47 – 23

Age 48-57 – 9

Age 58-67 – 0

Age Undeclared – 0

---

White (not Hispanic) – 133

Black (not Hispanic) – 68

Hispanic – 33

American Indian or Alaskan – 1

Asian/Pacific Islander – 1

Race Other – 3

Race Undeclared – 0

---

Anne Arundel – 23

Baltimore City – 5

Baltimore – 25

Calvert – 19

Carroll – 1

Cecil – 1

Charles – 29

Frederick – 3

Harford – 2

Howard – 5

Montgomery – 7

Prince George's – 33

Queen Anne's – 1

St. Mary's – 20

Washington – 1

Out of State – 64



## Ironworkers Local No. 5S JATC

Apprentices Active – 84  
New Apprentices Enrolled in 2018 – 12  
Apprentices Completed in 2018 – 0  
Apprentices Cancelled – 2

---

Male – 80

Female – 4

---

Age 18-27 – 24

Age 28-37 – 27

Age 38-47 – 20

Age 48-57 – 10

Age 58-67 – 3

Age Undeclared – 0

---

White (not Hispanic) – 18

Black (not Hispanic) – 31

Hispanic – 26

American Indian or Alaskan – 0

Asian/Pacific Islander – 6

Race Other – 3

Race Undeclared – 0

---

Anne Arundel – 8

Baltimore – 1

Calvert – 3

Carroll – 2

Charles – 5

Montgomery – 8

Prince George's – 23

St. Mary's – 2

Out of State – 32

## Ironworkers Local No. 568 JATC

Apprentices Active – 25  
New Apprentices Enrolled in 2018 – 13  
Apprentices Completed in 2018 – 0  
Apprentices Cancelled – 1

---

Male – 25

Female – 0

---

Age 18-27 – 12

Age 28-37 – 8

Age 38-47 – 4

Age 48-57 – 0

Age 58-67 – 1

Age Undeclared – 0

---

White (not Hispanic) – 24

Black (not Hispanic) – 0

Hispanic – 1

American Indian or Alaskan – 0

Asian/Pacific Islander – 0

Race Other – 0

Race Undeclared – 0

---

Allegany – 6

Garrett – 2

Out of State – 17

## **J.F. Sobieski Mechanical Contractors**

Apprentices Active – 9

New Apprentices Enrolled in 2018 – 7

Apprentices Completed in 2018 – 0

Apprentices Cancelled – 2

---

Male – 9

Female – 0

---

Age 18-27 – 6

Age 28-37 – 3

Age 38-47 – 0

Age 48-57 – 0

Age 58-67 – 0

Age Undeclared – 0

---

White (not Hispanic) – 4

Black (not Hispanic) – 2

Hispanic – 3

American Indian or Alaskan – 0

Asian/Pacific Islander – 0

Race Other – 0

Race Undeclared – 0

---

Baltimore – 3

Cecil – 1

Harford – 5

## **John W. Tieder, Inc.**

Apprentices Active – 7

New Apprentices Enrolled in 2018 – 1

Apprentices Completed in 2018 – 0

Apprentices Cancelled – 1

---

Male – 7

Female – 0

---

Age 18-27 – 2

Age 28-37 – 4

Age 38-47 – 1

Age 48-57 – 0

Age 58-67 – 0

Age Undeclared – 0

---

White (not Hispanic) – 7

Black (not Hispanic) – 0

Hispanic – 0

American Indian or Alaskan – 0

Asian/Pacific Islander – 0

Race Other – 0

Race Undeclared – 0

---

Dorchester – 6

Somerset – 1

## **Johnson Controls Fire Protection, Inc.**

Apprentices Active – 7  
New Apprentices Enrolled in 2018 – 7  
Apprentices Completed in 2018 – 0  
Apprentices Cancelled – 0

---

Male – 7  
Female – 0

---

Age 18-27 – 4  
Age 28-37 – 3  
Age 38-47 – 0  
Age 48-57 – 0  
Age 58-67 – 0  
Age Undeclared – 0

---

White (not Hispanic) – 4  
Black (not Hispanic) – 1  
Hispanic – 1  
American Indian or Alaskan – 0  
Asian/Pacific Islander – 0  
Race Other – 1  
Race Undeclared – 0

---

Anne Arundel – 3  
Prince George's – 1  
Out of State – 3

## **Joseph M. Zimmer, Inc.**

Apprentices Active – 13  
New Apprentices Enrolled in 2018 – 7  
Apprentices Completed in 2018 – 0  
Apprentices Cancelled – 2

---

Male – 13  
Female – 0

---

Age 18-27 – 11  
Age 28-37 – 1  
Age 38-47 – 1  
Age 48-57 – 0  
Age 58-67 – 0  
Age Undeclared – 0

---

White (not Hispanic) – 13  
Black (not Hispanic) – 0  
American Indian or Alaskan – 0  
Asian/Pacific Islander – 0  
Race Other – 0  
Race Undeclared – 0

---

Carroll – 1  
Somerset – 1  
Wicomico – 8  
Worcester – 1  
Out of State – 2

## **Judd Fire Protection, LLC**

Apprentices Active – 13

New Apprentices Enrolled in 2017 – 6

Apprentices Completed in 2017 – 0

Apprentices Cancelled – 0

---

Male – 13

Female – 0

---

Age 18-27 – 7

Age 28-37 – 6

Age 38-47 – 0

Age 48-57 – 0

Age 58-67 – 0

Age Undeclared – 0

---

White (not Hispanic) – 13

Black (not Hispanic) – 0

Hispanic – 0

American Indian or Alaskan – 0

Asian/Pacific Islander – 0

Race Other – 0

Race Undeclared – 0

---

Baltimore – 2

Carroll – 5

Frederick – 2

Harford – 1

Out of State – 3

## **Karon Masonry, Inc.**

Apprentices Active – 20

New Apprentices Enrolled in 2018 – 0

Apprentices Completed in 2018 – 0

Apprentices Cancelled – 0

---

Male – 20

Female – 0

---

Age 18-27 – 1

Age 28-37 – 12

Age 38-47 – 6

Age 48-57 – 1

Age 58-67 – 0

Age Undeclared – 0

---

White (not Hispanic) – 0

Black (not Hispanic) – 0

Hispanic – 20

American Indian or Alaskan – 0

Asian/Pacific Islander – 0

Race Other – 0

Race Undeclared – 0

---

Frederick – 1

Montgomery – 5

Prince George's – 14

## **Kaydon Ring & Seal, Inc. JAC**

Apprentices Active – 2

New Apprentices Enrolled in 2018 – 0

Apprentices Completed in 2018 – 2

Apprentices Cancelled – 0

---

Male – 1

Female - 1

---

Age 18-27 – 0

Age 28-37 – 1

Age 38-47 – 1

Age 48-57 – 0

Age 58-67 – 0

Age Undeclared – 0

---

White (not Hispanic) – 1

Black (not Hispanic) – 1

Hispanic – 0

American Indian or Alaskan – 0

Asian/Pacific Islander – 0

Race Other – 0

Race Undeclared – 0

---

Baltimore City – 1

Howard – 1

## **Kinsley Construction, Inc.**

Apprentices Active – 105

New Apprentices Enrolled in 2018 – 31

Apprentices Completed in 2018 – 16

Apprentices Cancelled – 7

---

Male – 103

Female – 2

---

Age 18-27 – 94

Age 28-37 – 11

Age 38-47 – 0

Age 48-57 – 0

Age 58-67 – 0

Age Undeclared – 0

---

White (not Hispanic) – 87

Black (not Hispanic) – 5

Hispanic – 11

American Indian or Alaskan – 1

Asian/Pacific Islander – 0

Race Other – 1

Race Undeclared – 0

---

Out of State – 105

## **Kleppinger Electric Company, Inc.**

Apprentices Active – 4

New Apprentices Enrolled in 2018 – 2

Apprentices Completed in 2018 – 1

Apprentices Cancelled – 0

---

Male – 4

Female – 0

---

Age 18-27 – 1

Age 28-37 – 3

Age 38-47 – 0

Age 48-57 – 0

Age 58-67 – 0

Age Undeclared – 0

---

White (not Hispanic) – 4

Black (not Hispanic) – 0

Hispanic – 0

American Indian or Alaskan – 0

Asian/Pacific Islander – 0

Race Other – 0

Race Undeclared – 0

---

Dorchester – 1

Queen Anne's – 1

Talbot – 2

## **KMP Mechanical, LLC**

Apprentices Active – 3

New Apprentices Enrolled in 2018 – 1

Apprentices Completed in 2018 – 0

Apprentices Cancelled – 0

---

Male – 3

Female – 0

---

Age 18-27 – 3

Age 28-37 – 0

Age 38-47 – 0

Age 48-57 – 0

Age 58-67 – 0

Age Undeclared – 0

---

White (not Hispanic) – 3

Black (not Hispanic) – 0

Hispanic – 0

American Indian or Alaskan – 0

Asian/Pacific Islander – 0

Race Other – 0

Race Undeclared – 0

---

Cecil – 2

Out of State – 1

## **Laborers' Joint Training Fund of Washington DC and Vicinity**

Apprentices Active – 4

New Apprentices Enrolled in 2018 – 0

Apprentices Completed in 2018 – 0

Apprentices Cancelled – 0

---

Male – 3

Female – 1

---

Age 18-27 – 3

Age 28-37 – 1

Age 38-47 – 0

Age 48-57 – 0

Age 58-67 – 0

Age Undeclared – 0

---

White (not Hispanic) – 0

Black (not Hispanic) – 4

Hispanic – 0

American Indian or Alaskan – 0

Asian/Pacific Islander – 0

Race Other – 0

Race Undeclared – 0

---

Calvert – 2

Charles – 1

St. Mary's – 1

## **Liberty Electric, Inc.**

Apprentices Active – 3  
New Apprentices Enrolled in 2018 – 3  
Apprentices Completed in 2018 – 0  
Apprentices Cancelled – 0

---

Male – 3

Female – 0

---

Age 18-27 – 3

Age 28-37 – 0

Age 38-47 – 0

Age 48-57 – 0

Age 58-67 – 0

Age Undeclared – 0

---

White (not Hispanic) – 2

Black (not Hispanic) – 0

Hispanic – 1

American Indian or Alaskan – 0

Asian/Pacific Islander – 0

Race Other – 0

Race Undeclared – 0

---

Out of State – 3

## **Livingston Fire Protection, Inc.**

Apprentices Active – 13  
New Apprentices Enrolled in 2018 – 4  
Apprentices Completed in 2018 – 0  
Apprentices Cancelled – 0

---

Male – 13

Female – 0

---

Age 18-27 – 6

Age 28-37 – 4

Age 38-47 – 0

Age 48-57 – 3

Age 58-67 – 0

Age Undeclared – 0

---

White (not Hispanic) – 9

Black (not Hispanic) – 3

Hispanic – 1

American Indian or Alaskan – 0

Asian/Pacific Islander – 0

Race Other – 0

Race Undeclared – 0

---

Anne Arundel – 7

Baltimore – 1

Charles – 1

Frederick – 2

Prince George's – 1

St. Mary's – 1



## **Lywood Electric, Inc.**

Apprentices Active – 10

New Apprentices Enrolled in 2018 – 4

Apprentices Completed in 2018 – 1

Apprentices Cancelled – 0

---

Male – 10

Female – 0

---

Age 18-27 – 5

Age 28-37 – 4

Age 38-47 – 0

Age 48-57 – 1

Age 58-67 – 0

Age Undeclared – 0

---

White (not Hispanic) – 6

Black (not Hispanic) – 4

Hispanic – 0

American Indian or Alaskan – 0

Asian/Pacific Islander – 0

Race Other – 0

Race Undeclared – 0

---

Caroline – 4

Talbot – 3

Out of State – 3

## **Maritime Applied Physics Corp.**

Apprentices Active – 1

New Apprentices Enrolled in 2018 – 1

Apprentices Completed in 2018 – 0

Apprentices Cancelled – 0

---

Male – 1

Female – 0

---

Age 18-27 – 0

Age 28-37 – 1

Age 38-47 – 0

Age 48-57 – 0

Age 58-67 – 0

Age Undeclared – 0

---

White (not Hispanic) – 1

Black (not Hispanic) – 0

Hispanic – 0

American Indian or Alaskan – 0

Asian/Pacific Islander – 0

Race Other – 0

Race Undeclared – 0

---

Baltimore – 1

## Maryland Division of Corrections Correctional Apprenticeship Committee

Apprentices Active – 13

New Apprentices Enrolled in 2018 – 13

Apprentices Completed in 2018 – 1

Apprentices Cancelled – 1

---

Male – 13

Female – 0

---

Age 18-27 – 1

Age 28-37 – 2

Age 38-47 – 6

Age 48-57 – 3

Age 58-67 – 1

Age Undeclared – 0

---

White (not Hispanic) – 3

Black (not Hispanic) – 10

Hispanic – 0

American Indian or Alaskan – 0

Asian/Pacific Islander – 0

Race Other – 0

Race Undeclared – 0

---

Prince George's – 1

Washington – 12

## Maryland Environmental Service

Apprentices Active – 6

New Apprentices Enrolled in 2018 – 6

Apprentices Completed in 2018 – 9

Apprentices Cancelled – 10

---

Male – 6

Female – 0

---

Age 18-27 – 1

Age 28-37 – 3

Age 38-47 – 2

Age 48-57 – 0

Age 58-67 – 0

Age Undeclared – 0

---

White (not Hispanic) – 3

Black (not Hispanic) – 1

Hispanic – 1

American Indian or Alaskan – 1

Asian/Pacific Islander – 0

Race Other – 0

Race Undeclared – 0

---

Allegany – 1

Baltimore – 1

Calvert – 1

Carroll – 1

Charles – 1

St. Mary's – 1

## **Maryland Laborers' Joint Apprenticeship and Training Committee**

Apprentices Active – 10

New Apprentices Enrolled in 2018 – 10

Apprentices Completed in 2018 – 3

Apprentices Cancelled – 0

---

Male – 10

Female – 0

---

Age 18-27 – 3

Age 28-37 – 2

Age 38-47 – 4

Age 48-57 – 1

Age 58-67 – 0

Age Undeclared – 0

---

White (not Hispanic) – 3

Black (not Hispanic) – 7

Hispanic – 0

American Indian or Alaskan – 0

Asian/Pacific Islander – 0

Race Other – 0

Race Undeclared – 0

---

Allegany – 2

Baltimore City – 4

Baltimore – 3

Out of State – 1

## **Maryland Manufacturing Extension Partnership**

Apprentices Active – 2

New Apprentices Enrolled in 2018 – 2

Apprentices Completed in 2018 –

Apprentices Cancelled – 1

---

Male – 2

Female – 0

---

Age 18-27 – 0

Age 28-37 – 1

Age 38-47 – 1

Age 48-57 – 0

Age 58-67 – 0

Age Undeclared – 0

---

White (not Hispanic) – 1

Black (not Hispanic) – 1

Hispanic – 0

American Indian or Alaskan – 0

Asian/Pacific Islander – 0

Race Other – 0

Race Undeclared – 0

---

Anne Arundel – 1

Washington – 1

## Maryland National Capital Park and Planning Commission

Apprentices Active – 1

New Apprentices Enrolled in 2018 – 1

Apprentices Completed in 2018 – 0

Apprentices Cancelled – 0

---

Male – 1

Female – 0

---

Age 18-27 – 0

Age 28-37 – 0

Age 38-47 – 1

Age 48-57 – 0

Age 58-67 – 0

Age Undeclared – 0

---

White (not Hispanic) – 0

Black (not Hispanic) – 1

Hispanic – 0

American Indian or Alaskan – 0

Asian/Pacific Islander – 0

Race Other – 0

Race Undeclared – 0

---

Anne Arundel – 1

## Maryland Natural Resources Police

Apprentices Active – 37

New Apprentices Enrolled in 2018 – 37

Apprentices Completed in 2018 – 0

Apprentices Cancelled – 0

---

Male – 30

Female – 7

---

Age 18-27 – 21

Age 28-37 – 13

Age 38-47 – 2

Age 48-57 – 1

Age 58-67 – 0

Age Undeclared – 0

---

White (not Hispanic) – 29

Black (not Hispanic) – 6

Hispanic – 1

American Indian or Alaskan – 1

Asian/Pacific Islander – 0

Race Other – 0

Race Undeclared – 0

---

Allegany – 2

Anne Arundel – 4

Baltimore City – 1

Baltimore – 5

Calvert – 2

Caroline – 1

Charles – 1

Harford – 2

Kent – 1

Prince George's – 2

Queen Anne's – 1

Somerset – 1

St. Mary's – 1

Washington – 6

Wicomico – 3

Worcester – 1

Out of State – 3

## **Maryland Plumbing, Heating, and Cooling Contractors, Inc.**

Apprentices Active – 71

New Apprentices Enrolled in 2018 – 12

Apprentices Completed in 2018 – 90

Apprentices Cancelled – 100

---

Male – 71

Female – 0

---

Age 18-27 – 42

Age 28-37 – 19

Age 38-47 – 8

Age 48-57 – 2

Age 58-67 – 0

Age Undeclared – 0

---

White (not Hispanic) – 63

Black (not Hispanic) – 2

Hispanic – 4

American Indian or Alaskan – 2

Asian/Pacific Islander – 0

Race Other – 0

Race Undeclared – 0

---

Anne Arundel – 7

Baltimore City – 4

Baltimore – 41

Carroll – 2

Charles – 1

Harford – 8

Howard – 2

Montgomery – 1

Prince George's – 2

Queen Anne's – 1

Wicomico – 1

Out of State – 1

## **Mast Electrical Service**

Apprentices Active – 3

New Apprentices Enrolled in 2018 – 0

Apprentices Completed in 2018 – 0

Apprentices Cancelled – 0

---

Male – 3

Female – 0

---

Age 18-27 – 3

Age 28-37 – 0

Age 38-47 – 0

Age 48-57 – 0

Age 58-67 – 0

Age Undeclared – 0

---

White (not Hispanic) – 3

Black (not Hispanic) – 0

Hispanic – 0

American Indian or Alaskan – 0

Asian/Pacific Islander – 0

Race Other – 0

Race Undeclared – 0

---

Wicomico – 2

Worcester – 1

## **Matthews & Pierce Masonry, Inc.**

Apprentices Active – 1

New Apprentices Enrolled in 2018 – 1

Apprentices Completed in 2018 – 1

Apprentices Cancelled – 0

---

Male – 1

Female – 0

---

Age 18-27 – 0

Age 28-37 – 1

Age 38-47 – 0

Age 48-57 – 0

Age 58-67 – 0

Age Undeclared – 0

---

White (not Hispanic) – 1

Black (not Hispanic) – 0

Hispanic – 0

American Indian or Alaskan – 0

Asian/Pacific Islander – 0

Race Other – 0

Race Undeclared- 0

---

Charles – 1

## **McGlothlin & Benham Electric Company, Inc.**

Apprentices Active – 1

New Apprentices Enrolled in 2018 – 0

Apprentices Completed in 2018 – 0

Apprentices Cancelled – 0

---

Male – 1

Female – 0

---

Age 18-27 – 1

Age 28-37 – 0

Age 38-47 – 0

Age 48-57 – 0

Age 58-67 – 0

Age Undeclared – 0

---

White (not Hispanic) – 1

Black (not Hispanic) – 0

Hispanic – 0

American Indian or Alaskan – 0

Asian/Pacific Islander – 0

Race Other – 0

Race Undeclared – 0

---

Cecil – 1

## Mid-Atlantic Carpenters' Training Centers (Baltimore)

Apprentices Active – 165

New Apprentices Enrolled in 2018 – 70

Apprentices Completed in 2018 – 3

Apprentices Cancelled – 42

---

Male – 135

Female – 30

---

Age 18-27 – 60

Age 28-37 – 68

Age 38-47 – 22

Age 48-57 – 12

Age 58-67 – 3

Age Undeclared – 0

---

White (not Hispanic) – 96

Black (not Hispanic) – 51

Hispanic – 12

American Indian or Alaskan – 0

Asian/Pacific Islander – 2

Race Other – 3

Race Undeclared – 1

---

Anne Arundel – 29

Baltimore City – 33

Baltimore – 63

Caroline – 1

Carroll – 5

Cecil – 1

Harford – 4

Howard – 6

Montgomery – 1

Prince George's – 8

Queen Anne's – 1

Out of State – 13



## Mid-Atlantic Carpenters' Training Centers (Cumberland)

Apprentices Active – 24

New Apprentices Enrolled in 2018 – 13

Apprentices Completed in 2018 – 1

Apprentices Cancelled – 13

---

Male – 24

Female – 0

---

Age 18-27 – 18

Age 28-37 – 5

Age 38-47 – 1

Age 48-57 – 0

Age 58-67 – 0

Age Undeclared – 0

---

White (not Hispanic) – 22

Black (not Hispanic) – 1

Hispanic – 1

American Indian or Alaskan – 0

Asian/Pacific Islander – 0

Race Other – 0

Race Undeclared – 0

---

Allegany – 15

Garrett – 2

Washington – 1

Out of State – 6

## Mid-Atlantic Carpenters' Training Centers (Washington. DC)

Apprentices Active – 190

New Apprentices Enrolled in 2018 – 79

Apprentices Completed in 2018 – 13

Apprentices Cancelled – 60

---

Male – 175

Female – 15

---

Age 18-27 – 68

Age 28-37 – 72

Age 38-47 – 29

Age 48-57 – 15

Age 58-67 – 6

Age Undeclared – 0

---

White (not Hispanic) – 58

Black (not Hispanic) – 107

Hispanic – 19

American Indian or Alaskan – 0

Asian/Pacific Islander – 1

Race Other – 5

Race Undeclared – 0

---

Anne Arundel – 15

Baltimore City – 5

Baltimore – 5

Calvert – 12

Caroline – 1

Carroll – 2

Charles – 7

Frederick – 2

Harford – 1

Howard – 3

Montgomery – 3

Prince George's – 47

Queen Anne's – 2

St. Mary's – 3

Out of State – 82

## Miller and Long, Inc.

Apprentices Active – 17

New Apprentices Enrolled in 2018 – 17

Apprentices Completed in 2018 – 0

Apprentices Cancelled – 0

---

Male – 16

Female – 1

---

Age 18-27 – 7

Age 28-37 – 7

Age 38-47 – 2

Age 48-57 – 1

Age 58-67 – 0

Age Undeclared – 0

---

White (not Hispanic) – 2

Black (not Hispanic) – 13

Hispanic – 2

American Indian or Alaskan – 0

Asian/Pacific Islander – 0

Race Other – 0

Race Undeclared – 0

---

Montgomery – 1

Prince George's – 5

Out of State – 11

## Minnick's, Inc.

Apprentices Active – 2

New Apprentices Enrolled in 2018 – 0

Apprentices Completed in 2018 – 2

Apprentices Cancelled – 0

---

Male – 2

Female – 0

---

Age 18-27 – 0

Age 28-37 – 1

Age 38-47 – 1

Age 48-57 – 0

Age 58-67 – 0

Age Undeclared – 0

---

White (not Hispanic) – 0

Black (not Hispanic) – 2

Hispanic – 0

American Indian or Alaskan – 0

Asian/Pacific Islander – 0

Race Other – 0

Race Undeclared – 0

---

Prince George's – 2

## Monacacy Valley Electric, Inc.

Apprentices Active – 8  
New Apprentices Enrolled in 2018 – 2  
Apprentices Completed in 2018 – 1  
Apprentices Cancelled – 1

---

Male – 8

Female – 0

---

Age 18-27 – 4

Age 28-37 – 1

Age 38-47 – 2

Age 48-57 – 1

Age 58-67 – 0

Age Undeclared – 0

---

White (not Hispanic) – 7

Black (not Hispanic) – 1

Hispanic – 0

American Indian or Alaskan – 0

Asian/Pacific Islander – 0

Race Other – 0

Race Undeclared – 0

---

Out of State – 8

## Montgomery County Government Department of Correction & Rehabilitation

Apprentices Active – 1  
New Apprentices Enrolled in 2018 – 1  
Apprentices Completed in 2018 – 0  
Apprentices Cancelled – 0

---

Male – 0

Female – 1

---

Age 18-27 – 0

Age 28-37 – 1

Age 38-47 – 0

Age 48-57 – 0

Age 58-67 – 0

Age Undeclared – 0

---

White (not Hispanic) – 1

Black (not Hispanic) – 0

Hispanic – 0

American Indian or Alaskan – 0

Asian/Pacific Islander – 0

Race Other – 0

Race Undeclared – 0

---

Montgomery – 1

## Montgomery County Public Schools. Department of School Facilities

Apprentices Active – 7  
New Apprentices Enrolled in 2018 – 3  
Apprentices Completed in 2018 – 0  
Apprentices Cancelled – 0

---

Male – 6

Female – 1

---

Age 18-27 – 0

Age 28-37 – 3

Age 38-47 – 2

Age 48-57 – 1

Age 58-67 – 1

Age Undeclared – 0

---

White (not Hispanic) – 4

Black (not Hispanic) – 0

Hispanic – 1

American Indian or Alaskan – 0

Asian/Pacific Islander – 1

Race Other – 1

Race Undeclared – 0

---

Carroll – 1

Frederick – 1

Montgomery – 4

Out of State – 1

## Moon Services, Inc.

Apprentices Active – 3  
New Apprentices Enrolled in 2018 – 3  
Apprentices Completed in 2018 – 0  
Apprentices Cancelled – 0

---

Male – 3

Female – 0

---

Age 18-27 – 2

Age 28-37 – 0

Age 38-47 – 1

Age 48-57 – 0

Age 58-67 – 0

Age Undeclared – 0

---

White (not Hispanic) – 3

Black (not Hispanic) – 0

Hispanic – 0

American Indian or Alaskan – 0

Asian/Pacific Islander – 0

Race Other – 0

Race Undeclared – 0

---

Cecil – 2

Out of State – 1

## **Nestle Dreyer's Ice Cream, Inc.**

Apprentices Active – 10

New Apprentices Enrolled in 2018 – 10

Apprentices Completed in 2018 – 0

Apprentices Cancelled – 0

---

Male – 9

Female – 1

---

Age 18-27 – 2

Age 28-37 – 3

Age 38-47 – 3

Age 48-57 – 2

Age 58-67 – 0

Age Undeclared – 0

---

White (not Hispanic) – 3

Black (not Hispanic) – 5

Hispanic – 1

American Indian or Alaskan – 0

Asian/Pacific Islander – 1

Race Other – 0

Race Undeclared – 0

---

Anne Arundel – 3

Baltimore City – 2

Harford – 2

Howard – 3

## **Nickle Electrical Companies**

Apprentices Active – 34

New Apprentices Enrolled in 2018 – 13

Apprentices Completed in 2018 – 7

Apprentices Cancelled – 6

---

Male – 32

Female – 2

---

Age 18-27 – 26

Age 28-37 – 7

Age 38-47 – 0

Age 48-57 – 1

Age 58-67 – 0

Age Undeclared – 0

---

White (not Hispanic) – 27

Black (not Hispanic) – 1

Hispanic – 5

American Indian or Alaskan – 0

Asian/Pacific Islander – 0

Race Other – 1

Race Undeclared – 0

---

Cecil – 3

Wicomico – 1

Out of State – 30

## **NLP Enterprises, Inc.**

Apprentices Active – 3

New Apprentices Enrolled in 2018 – 0

Apprentices Completed in 2018 – 0

Apprentices Cancelled – 3

---

Male – 3

Female – 0

---

Age 18-27 – 0

Age 28-37 – 2

Age 38-47 – 1

Age 48-57 – 0

Age 58-67 – 0

Age Undeclared – 0

---

White (not Hispanic) – 0

Black (not Hispanic) – 0

Hispanic – 3

American Indian or Alaskan – 0

Asian/Pacific Islander – 0

Race Other – 0

Race Undeclared – 0

---

Montgomery – 2

Prince George's – 1

## **NPower, Inc.**

Apprentices Active – 1

New Apprentices Enrolled in 2018 – 1

Apprentices Completed in 2018 – 0

Apprentices Cancelled – 0

---

Male – 1

Female – 0

---

Age 18-27 – 1

Age 28-37 – 0

Age 38-47 – 0

Age 48-57 – 0

Age 58-67 – 0

Age Undeclared – 0

---

White (not Hispanic) – 0

Black (not Hispanic) – 1

Hispanic – 0

American Indian or Alaskan – 0

Asian/Pacific Islander – 0

Race Other – 0

Race Undeclared – 0

---

Baltimore – 1

## Operating Engineers JATC Local 77

Apprentices Active – 77

New Apprentices Enrolled in 2018 – 34

Apprentices Completed in 2018 – 28

Apprentices Cancelled – 22

---

Male – 72

Female – 5

---

Age 18-27 – 30

Age 28-37 – 40

Age 38-47 – 6

Age 48-57 – 1

Age 58-67 – 0

Age Undeclared –

---

White (not Hispanic) – 55

Black (not Hispanic) – 18

Hispanic – 4

American Indian or Alaskan – 0

Asian/Pacific Islander – 0

Race Other – 0

Race Undeclared – 0

---

Anne Arundel – 5

Calvert – 3

Cecil – 1

Charles – 15

Frederick – 1

Montgomery – 1

Prince George's – 7

St. Mary's – 6

Washington – 2

Out of State – 36



## **Operating Engineers Local 99 Joint Apprenticeship Committee**

Apprentices Active – 44

New Apprentices Enrolled in 2018 – 21

Apprentices Completed in 2018 – 11

Apprentices Cancelled – 3

---

Male – 41

Female – 3

---

Age 18-27 – 20

Age 28-37 – 18

Age 38-47 – 4

Age 48-57 – 2

Age 58-67 – 0

Age Undeclared – 0

---

White (not Hispanic) – 27

Black (not Hispanic) – 11

Hispanic – 5

American Indian or Alaskan – 0

Asian/Pacific Islander – 1

Race Other – 0

Race Undeclared – 0

---

Anne Arundel – 6

Calvert – 5

Charles – 5

Montgomery – 4

Prince George's – 13

Washington – 1

Out of State – 10

## **PAE Applied Technologies, LLC**

Apprentices Active – 4

New Apprentices Enrolled in 2018 – 4

Apprentices Completed in 2018 – 0

Apprentices Cancelled – 0

---

Male – 3

Female – 1

---

Age 18-27 – 4

Age 28-37 – 0

Age 38-47 – 0

Age 48-57 – 0

Age 58-67 – 0

Age Undeclared – 0

---

White (not Hispanic) – 4

Black (not Hispanic) – 0

Hispanic – 0

American Indian or Alaskan – 0

Asian/Pacific Islander – 0

Race Other – 0

Race Undeclared – 0

---

Calvert – 1

St. Mary's – 3

## **Parker Fuel Company, Inc.**

Apprentices Active – 1

New Apprentices Enrolled in 2018 – 0

Apprentices Completed in 2018 – 0

Apprentices Cancelled – 0

---

Male – 1

Female – 0

---

Age 18-27 – 1

Age 28-37 – 0

Age 38-47 – 0

Age 48-57 – 0

Age 58-67 – 0

Age Undeclared – 0

---

White (not Hispanic) – 1

Black (not Hispanic) – 0

Hispanic – 0

American Indian or Alaskan – 0

Asian/Pacific Islander – 0

Race Other – 0

Race Undeclared – 0

---

Carroll – 1

## Plumbers and Steamfitters Local Union No. 486 JATC

Apprentices Active – 336

New Apprentices Enrolled in 2018 - 104

Apprentices Completed in 2018 – 25

Apprentices Cancelled – 23

---

Male – 329

Female – 7

---

Age 18-27 – 174

Age 28-37 – 136

Age 38-47 – 24

Age 48-57 – 1

Age 58-67 – 1

Age Undeclared – 0

---

White (not Hispanic) – 274

Black (not Hispanic) – 46

Hispanic – 6

American Indian or Alaskan – 2

Asian/Pacific Islander – 3

Race Other – 5

Race Undeclared – 0

---

Allegany – 4

Anne Arundel – 22

Baltimore City – 22

Baltimore – 139

Caroline – 2

Carroll – 20

Cecil – 5

Frederick – 6

Harford – 44

Howard – 2

Kent – 1

Montgomery – 4

Prince George's – 3

Queen Anne's – 3

Talbot – 1

Washington 7

Wicomico – 1

Out of State – 50

# Plumbing Apprenticeship Program of Carroll County Maryland

Apprentices Active – 9

New Apprentices Enrolled in 2018 – 0

Apprentices Completed in 2018 – 0

Apprentices Cancelled – 0

---

Male – 9

Female – 0

---

Age 18-27 – 3

Age 28-37 – 4

Age 38-47 – 1

Age 48-57 – 1

Age 58-67 – 0

Age Undeclared – 0

---

White (not Hispanic) – 9

Black (not Hispanic) – 0

Hispanic – 0

American Indian or Alaskan – 0

Asian/Pacific Islander – 0

Race Other – 0

Race Undeclared – 0

---

Baltimore – 1

Carroll – 7

Howard – 1

## Prince George's County Fire/EMS Department

Apprentices Active – 146

New Apprentices Enrolled in 2018 – 80

Apprentices Completed in 2018 – 43

Apprentices Cancelled – 3

---

Male – 127

Female – 19

---

Age 18-27 – 66

Age 28-37 – 67

Age 38-47 – 9

Age 48-57 – 3

Age 58-67 – 1

Age Undeclared – 0

---

White (not Hispanic) – 91

Black (not Hispanic) – 37

Hispanic – 6

American Indian or Alaskan – 2

Asian/Pacific Islander – 8

Race Other – 2

Race Undeclared – 0

---

Allegany – 2

Anne Arundel – 14

Baltimore – 7

Calvert – 25

Caroline – 1

Charles – 7

Dorchester – 1

Frederick – 3

Harford – 3

Howard – 4

Montgomery – 5

Prince George's – 42

Queen Anne's – 6

St. Mary's – 5

Worcester – 1

Out of State – 20

## Quality Heating & Air Conditioning

Apprentices Active – 31  
New Apprentices Enrolled in 2018 – 12  
Apprentices Completed in 2018 – 1  
Apprentices Cancelled – 1

---

Male – 31  
Female – 0

---

Age 18-27 – 19  
Age 28-37 – 10  
Age 38-47 – 2  
Age 48-57 – 0  
Age 58-67 – 0  
Age Undeclared – 0

---

White (not Hispanic) – 26  
Black (not Hispanic) – 3  
Hispanic – 2  
American Indian or Alaskan – 0  
Asian/Pacific Islander – 0  
Race Other – 0  
Race Undeclared – 0

---

Cecil – 1  
Wicomico – 1  
Out of State – 29

## Ralph G. Degli Obizzi & Sons, Inc.

Apprentices Active – 34  
New Apprentices Enrolled in 2018 – 13  
Apprentices Completed in 2018 – 0  
Apprentices Cancelled – 6

---

Male – 34  
Female – 0

---

Age 18-27 – 17  
Age 28-37 – 14  
Age 38-47 – 3  
Age 48-57 – 0  
Age 58-67 – 0  
Age Undeclared – 0

---

White (not Hispanic) – 24  
Black (not Hispanic) – 6  
Hispanic – 3  
American Indian or Alaskan – 0  
Asian/Pacific Islander – 1  
Race Other – 0  
Race Undeclared – 0

---

Somerset – 1  
Out of State – 33

## Reinforcing Ironworkers Local Union No. 201 JATC

Apprentices Active – 15

New Apprentices Enrolled in 2018 – 9

Apprentices Completed in 2018 – 8

Apprentices Cancelled – 13

---

Male – 15

Female – 0

---

Age 18-27 – 5

Age 28-37 – 9

Age 38-47 – 1

Age 48-57 – 0

Age 58-67 – 0

Age Undeclared – 0

---

White (not Hispanic) – 3

Black (not Hispanic) – 7

Hispanic – 5

American Indian or Alaskan – 0

Asian/Pacific Islander – 0

Race Other – 0

Race Undeclared – 0

---

Charles – 4

Prince George's – 5

Out of State – 6

## Road Sprinkler Fitters Local Union 669 JATC

Apprentices Active – 153

New Apprentices Enrolled in 2018 – 35

Apprentices Completed in 2018 – 7

Apprentices Cancelled – 14

---

Male – 153

Female – 0

---

Age 18-27 – 60

Age 28-37 – 82

Age 38-47 – 11

Age 48-57 – 0

Age 58-67 – 0

Age Undeclared – 0

---

White (not Hispanic) – 106

Black (not Hispanic) – 29

Hispanic – 13

American Indian or Alaskan – 2

Asian/Pacific Islander – 1

Race Other – 2

Race Undeclared – 0

---

Anne Arundel – 21

Baltimore City – 2

Baltimore – 21

Calvert – 4

Carroll – 6

Cecil – 5

Charles – 5

Frederick – 1

Harford – 5

Howard – 4

Montgomery – 3

Prince George's – 13

St. Mary's – 6

Washington – 2

Out of State – 55



## Roofers, Waterproofers and Allied Workers Local No. 34 JATC

Apprentices Active – 10

New Apprentices Enrolled in 2018 – 3

Apprentices Completed in 2018 – 3

Apprentices Cancelled – 16

---

Male – 10

Female – 0

---

Age 18-27 – 8

Age 28-37 – 2

Age 38-47 – 0

Age 48-57 – 0

Age 58-67 – 0

Age Undeclared – 0

---

White (not Hispanic) – 10

Black (not Hispanic) – 0

Hispanic – 0

American Indian or Alaskan – 0

Asian/Pacific Islander – 0

Race Other – 0

Race Undeclared – 0

---

Allegany – 8

Out of State – 2

## Schuster Concrete Construction

Apprentices Active – 1

New Apprentices Enrolled in 2018 – 0

Apprentices Completed in 2018 – 0

Apprentices Cancelled – 12

---

Male – 1

Female – 0

---

Age 18-27 – 0

Age 28-37 – 1

Age 38-47 – 0

Age 48-57 – 0

Age 58-67 – 0

Age Undeclared – 0

---

White (not Hispanic) – 0

Black (not Hispanic) – 1

Hispanic – 0

American Indian or Alaskan – 0

Asian/Pacific Islander – 0

Race Other – 0

Race Undeclared – 0

---

Prince George's – 1

## Seaside Plumbing, Inc.

Apprentices Active – 2

New Apprentices Enrolled in 2018 – 1

Apprentices Completed in 2018 – 0

Apprentices Cancelled – 0

---

Male – 2

Female – 0

---

Age 18-27 – 0

Age 28-37 – 0

Age 38-47 – 2

Age 48-57 – 0

Age 58-67 – 0

Age Undeclared – 0

---

White (not Hispanic) – 2

Black (not Hispanic) – 0

Hispanic – 0

American Indian or Alaskan – 0

Asian/Pacific Islander – 0

Race Other – 0

Race Undeclared – 0

---

Wicomico – 1

Out of State – 1

## Sheet Metal Workers Local No. 100 – Cumberland Area JATC

Apprentices Active – 29

New Apprentices Enrolled in 2018 – 0

Apprentices Completed in 2018 – 1

Apprentices Cancelled – 0

---

Male – 29

Female – 0

---

Age 18-27 – 12

Age 28-37 – 10

Age 38-47 – 5

Age 48-57 – 2

Age 58-67 – 0

Age Undeclared – 0

---

White (not Hispanic) – 28

Black (not Hispanic) – 1

Hispanic – 0

American Indian or Alaskan – 0

Asian/Pacific Islander – 0

Race Other – 0

Race Undeclared – 0

---

Allegany – 18

Garrett – 1

Out of State – 10

## Sheet Metal Workers Local 100 – Washington, DC

Apprentices Active – 277

New Apprentices Enrolled in 2018 – 120

Apprentices Completed in 2018 – 27

Apprentices Cancelled – 68

---

Male – 274

Female – 3

---

Age 18-27 – 118

Age 28-37 – 107

Age 38-47 – 40

Age 48-57 – 11

Age 58-67 – 1

Age Undeclared – 0

---

White (not Hispanic) – 144

Black (not Hispanic) – 104

Hispanic – 23

American Indian or Alaskan – 0

Asian/Pacific Islander – 4

Race Other – 2

Race Undeclared – 0

---

Anne Arundel – 24

Baltimore City – 1

Baltimore – 5

Calvert – 36

Caroline – 2

Carroll – 2

Charles – 33

Frederick – 3

Harford – 2

Howard – 6

Montgomery – 5

Prince George's – 63

Queen Anne's – 2

St. Mary's – 28

Washington – 1

Out of State – 64

## **Southern Maryland Electric, Inc. JAC**

Apprentices Active – 14

New Apprentices Enrolled in 2018 – 0

Apprentices Completed in 2018 – 0

Apprentices Cancelled – 0

---

Male – 14

Female – 0

---

Age 18-27 – 4

Age 28-37 – 6

Age 38-47 – 3

Age 48-57 – 1

Age 58-67 – 0

Age Undeclared – 0

---

White (not Hispanic) – 14

Black (not Hispanic) – 0

Hispanic – 0

American Indian or Alaskan – 0

Asian/Pacific Islander – 0

Race Other – 0

Race Undeclared – 0

---

Calvert – 3

Charles – 5

St. Mary's – 5

Out of State – 1

## **Specialty Construction Management**

Apprentices Active – 1

New Apprentices Enrolled in 2018 – 0

Apprentices Completed in 2018 – 0

Apprentices Cancelled – 0

---

Male – 1

Female – 0

---

Age 18-27 – 0

Age 28-37 – 0

Age 38-47 – 0

Age 48-57 – 0

Age 58-67 – 1

Age Undeclared – 0

---

White (not Hispanic) – 0

Black (not Hispanic) – 0

Hispanic – 0

American Indian or Alaskan – 0

Asian/Pacific Islander – 1

Race Other – 0

Race Undeclared – 0

---

Out of State – 1

## Steamfitters Local No. 602 JATC

Apprentices Active – 749

New Apprentices Enrolled in 2018 – 218

Apprentices Completed in 2018 – 122

Apprentices Cancelled – 36

---

Male – 736

Female – 13

---

Age 18-27 – 411

Age 28-37 – 278

Age 38-47 – 48

Age 48-57 – 11

Age 58-67 – 1

Age Undeclared – 0

---

White (not Hispanic) – 549

Black (not Hispanic) – 136

Hispanic – 52

American Indian or Alaskan – 2

Asian/Pacific Islander – 7

Race Other – 2

Race Undeclared – 1

---

Anne Arundel – 87

Baltimore City – 3

Baltimore – 13

Calvert – 105

Caroline – 3

Carroll – 15

Charles – 92

Frederick – 28

Harford – 2

Howard – 13

Kent – 2

Montgomery – 37

Prince George's – 94

Queen Anne's – 20

St. Mary's – 70

Talbot – 2

Washington – 4

Out of State – 159

## **Strickland Fire Protection, Inc.**

Apprentices Active – 8  
New Apprentices Enrolled in 2018 – 0  
Apprentices Completed in 2018 – 1  
Apprentices Cancelled – 0

---

Male – 8

Female – 0

---

Age 18-27 – 4

Age 28-37 – 2

Age 38-47 – 2

Age 48-57 – 0

Age 58-67 – 0

Age Undeclared – 0

---

White (not Hispanic) – 6

Black (not Hispanic) – 1

Hispanic – 1

American Indian or Alaskan – 0

Asian/Pacific Islander – 0

Race Other – 0

Race Undeclared – 0

---

Anne Arundel – 2

Calvert – 1

Prince George's – 4

Out of State – 1

## **Swam Electric Company, Inc.**

Apprentices Active – 2  
New Apprentices Enrolled in 2018 – 0  
Apprentices Completed in 2018 – 0  
Apprentices Cancelled – 0

---

Male – 2

Female – 0

---

Age 18-27 – 2

Age 28-37 – 0

Age 38-47 – 0

Age 48-57 – 0

Age 58-67 – 0

Age Undeclared – 0

---

White (not Hispanic) – 2

Black (not Hispanic) – 0

Hispanic – 0

American Indian or Alaskan – 0

Asian/Pacific Islander – 0

Race Other – 0

Race Undeclared – 0

---

Out of State – 2

## The Education Foundation of Baltimore County

Apprentices Active – 18

New Apprentices Enrolled in 2018 – 18

Apprentices Completed in 2018 – 0

Apprentices Cancelled – 0

---

Male – 16

Female – 2

---

Age 18-27 – 11

Age 28-37 – 3

Age 38-47 – 0

Age 48-57 – 3

Age 58-67 – 1

Age Undeclared – 0

---

White (not Hispanic) – 15

Black (not Hispanic) – 3

Hispanic – 0

American Indian or Alaskan – 0

Asian/Pacific Islander – 0

Race Other – 0

Race Undeclared – 0

---

Anne Arundel – 2

Baltimore City – 2

Baltimore – 10

Carroll – 2

Montgomery – 1

Out of State – 1

## The Johns Hopkins Hospital

Apprentices Active – 6

New Apprentices Enrolled in 2018 – 0

Apprentices Completed in 2018 – 2

Apprentices Cancelled – 0

---

Male – 6

Female – 0

---

Age 18-27 – 1

Age 28-37 – 0

Age 38-47 – 5

Age 48-57 – 0

Age 58-67 – 0

Age Undeclared – 0

---

White (not Hispanic) – 1

Black (not Hispanic) – 5

Hispanic – 0

American Indian or Alaskan – 0

Asian/Pacific Islander – 0

Race Other – 0

Race Undeclared – 0

---

Baltimore City – 2

Baltimore – 4



## **TranZed Apprenticeship Services, LLC**

Apprentices Active – 28

New Apprentices Enrolled in 2018 – 25

Apprentices Completed in 2018 – 8

Apprentices Cancelled – 2

---

Male – 21

Female – 7

---

Age 18-27 – 6

Age 28-37 – 10

Age 38-47 – 8

Age 48-57 – 3

Age 58-67 – 1

Age Undeclared – 0

---

White (not Hispanic) – 10

Black (not Hispanic) – 14

Hispanic – 2

American Indian or Alaskan – 0

Asian/Pacific Islander – 1

Race Other – 1

Race Undeclared – 0

---

Anne Arundel – 1

Baltimore City – 4

Baltimore – 10

Cecil – 1

Harford – 4

Howard – 3

Montgomery – 1

Prince George's – 1

Out of State – 3

## Tree Care Industry Association

Apprentices Active – 4  
New Apprentices Enrolled in 2018 – 4  
Apprentices Completed in 2018 – 0  
Apprentices Cancelled – 1

---

Male – 4

Female – 0

---

Age 18-27 – 2

Age 28-37 – 1

Age 38-47 – 1

Age 48-57 – 0

Age 58-67 – 0

Age Undeclared – 0

---

White (not Hispanic) – 2

Black (not Hispanic) – 2

Hispanic – 0

American Indian or Alaskan – 0

Asian/Pacific Islander – 0

Race Other – 0

Race Undeclared – 0

---

Anne Arundel – 1

Baltimore City – 1

Baltimore – 1

Out of State – 1

## UMBC Training Centers

Apprentices Active – 1  
New Apprentices Enrolled in 2018 – 1  
Apprentices Completed in 2018 – 0  
Apprentices Cancelled – 0

---

Male – 1

Female – 0

---

Age 18-27 – 1

Age 28-37 – 0

Age 38-47 – 0

Age 48-57 – 0

Age 58-67 – 0

Age Undeclared – 0

---

White (not Hispanic) 0

Black (not Hispanic) – 0

Hispanic – 0

American Indian or Alaskan – 0

Asian/Pacific Islander – 1

Race Other – 0

Race Undeclared – 0

---

Howard – 1

## Union Memorial Hospital

Apprentices Active – 1  
New Apprentices Enrolled in 2018 – 0  
Apprentices Completed in 2018 – 0  
Apprentices Cancelled – 0

---

Male – 1  
Female – 0

---

Age 18-27 – 0  
Age 28-37 – 1  
Age 38-47 – 0  
Age 48-57 – 0  
Age 58-67 – 0  
Age Undeclared – 0

---

White (not Hispanic) – 1  
Black (not Hispanic) – 0  
Hispanic – 0  
American Indian or Alaskan – 0  
Asian/Pacific Islander – 0  
Race Other – 0  
Race Undeclared – 0

---

Baltimore – 1

## University of Maryland Medical System

Apprentices Active – 1  
New Apprentices Enrolled in 2018 – 0  
Apprentices Completed in 2018 – 0  
Apprentices Cancelled – 0

---

Male – 1  
Female – 0

---

Age 18-27 – 0  
Age 28-37 – 1  
Age 38-47 – 0  
Age 48-57 – 0  
Age 58-67 – 0  
Age Undeclared – 0

---

White (not Hispanic) – 1  
Black (not Hispanic) – 0  
Hispanic – 0  
American Indian or Alaskan – 0  
Asian/Pacific Islander – 0  
Race Other – 0  
Race Undeclared – 0

---

Baltimore City – 1

## Velocity HVAC, LLC

Apprentices Active – 1  
New Apprentices Enrolled in 2018 – 0  
Apprentices Completed in 2018 – 0  
Apprentices Cancelled – 0

---

Male – 1

Female – 0

---

Age 18-27 – 0

Age 28-37 – 1

Age 38-47 – 0

Age 48-57 – 0

Age 58-67 – 0

Age Undeclared – 0

---

White (not Hispanic) – 1

Black (not Hispanic) – 0

Hispanic – 0

American Indian or Alaskan – 0

Asian/Pacific Islander – 0

Race Other – 0

Race Undeclared – 0

---

Out of State – 1

## Volvo Group Trucks Operation

Apprentices Active – 12  
New Apprentices Enrolled in 2018 – 0  
Apprentices Completed in 2018 – 5  
Apprentices Cancelled – 0

---

Male – 12

Female – 0

---

Age 18-27 – 0

Age 28-37 – 5

Age 38-47 – 6

Age 48-57 – 1

Age 58-67 – 0

Age Undeclared – 0

---

White (not Hispanic) – 10

Black (not Hispanic) – 1

Hispanic – 1

American Indian or Alaskan – 0

Asian/Pacific Islander – 0

Race Other – 0

Race Undeclared – 0

---

Frederick – 1

Washington – 2

Out of State – 9

## **W. L. Gore, Inc.**

Apprentices Active – 3

New Apprentices Enrolled in 2018 – 3

Apprentices Completed in 2018 – 0

Apprentices Cancelled – 0

---

Male – 3

Female – 0

---

Age 18-27 – 1

Age 28-37 – 1

Age 38-47 – 0

Age 48-57 – 1

Age 58-67 – 0

Age Undeclared – 0

---

White (not Hispanic) – 3

Black (not Hispanic) – 0

Hispanic – 0

American Indian or Alaskan – 0

Asian/Pacific Islander – 0

Race Other – 0

Race Undeclared – 0

---

Cecil – 3

## Washington, D.C. Asbestos Workers JAC Local No. 24

Apprentices Active – 85

New Apprentices Enrolled in 2018 - 26

Apprentices Completed in 2018 – 12

Apprentices Cancelled – 32

---

Male – 83

Female – 2

---

Age 18-27 – 31

Age 28-37 – 28

Age 38-47 – 20

Age 48-57 – 3

Age 58-67 – 3

Age Undeclared – 0

---

White (not Hispanic) – 25

Black (not Hispanic) – 27

Hispanic – 32

American Indian or Alaskan – 0

Asian/Pacific Islander – 0

Race Other – 1

Race Undeclared – 0

---

Allegany – 3

Anne Arundel – 6

Baltimore City – 3

Baltimore – 4

Calvert – 6

Charles – 5

Howard – 4

Montgomery – 12

Prince George's – 14

St. Mary's – 6

Out of State – 22

## Washington, D.C. Electricians JATC Local Union No. 26

Apprentices Active – 1,095

New Apprentices Enrolled in 2018 – 358

Apprentices Completed in 2018 – 127

Apprentices Cancelled – 71

---

Male – 1,049

Female – 46

---

Age 18-27 – 491

Age 28-37 – 488

Age 38-47 – 95

Age 48-57 – 17

Age 58-67 – 4

Age Undeclared – 0

---

White (not Hispanic) – 708

Black (not Hispanic) – 211

Hispanic – 121

American Indian or Alaskan – 5

Asian/Pacific Islander – 31

Race Other – 19

Race Undeclared – 0

---

Anne Arundel – 85

Baltimore City – 1

Baltimore – 17

Calvert – 95

Caroline – 4

Carroll – 22

Charles – 99

Dorchester – 1

Frederick – 36

Howard – 25

Kent – 1

Montgomery – 59

Prince George's – 145

Queen Anne's – 17

St. Mary's – 65

Washington – 11

Out of State – 412

# Washington, D.C. Joint Plumbing Apprenticeship Committee

Apprentices Active – 316

New Apprentices Enrolled in 2018 – 103

Apprentices Completed in 2018 – 34

Apprentices Cancelled – 49

---

Male – 303

Female – 13

---

Age 18-27 – 143

Age 28-37 – 116

Age 38-47 – 41

Age 48-57 – 14

Age 58-67 – 2

Age Undeclared – 0

---

White (not Hispanic) – 129

Black (not Hispanic) – 142

Hispanic – 37

American Indian or Alaskan – 1

Asian/Pacific Islander – 2

Race Other – 4

Race Undeclared – 1

---

Anne Arundel – 20

Baltimore City – 1

Baltimore – 2

Calvert – 25

Caroline – 4

Carroll – 4

Charles – 31

Frederick – 4

Howard – 4

Kent – 1

Montgomery – 28

Prince George's – 83

Queen Anne's – 3

St. Mary's – 15

Washington – 1

Out of State – 90



## **Western Maryland JATC for the Electrical Industry**

Apprentices Active – 55

New Apprentices Enrolled in 2018 – 18

Apprentices Completed in 2018 – 7

Apprentices Cancelled – 18

---

Male – 53

Female – 2

---

Age 18-27 – 36

Age 28-37 – 11

Age 38-47 – 5

Age 48-57 – 3

Age 58-67 – 0

Age Undeclared – 0

---

White (not Hispanic) – 51

Black (not Hispanic) – 2

Hispanic – 1

American Indian or Alaskan – 1

Asian/Pacific Islander – 0

Race Other – 0

Race Undeclared – 0

---

Allegany – 32

Garrett – 1

Washington – 1

Out of State – 21

## **Westmoreland Electric, LLC**

Apprentices Active – 4

New Apprentices Enrolled in 2018 – 4

Apprentices Completed in 2018 – 0

Apprentices Cancelled – 0

---

Male – 4

Female – 0

---

Age 18-27 – 4

Age 28-37 – 0

Age 38-47 – 0

Age 48-57 – 0

Age 58-67 – 0

Age Undeclared – 0

---

White (not Hispanic) – 3

Black (not Hispanic) – 1

Hispanic – 0

American Indian or Alaskan – 0

Asian/Pacific Islander – 0

Race Other – 0

Race Undeclared – 0

---

Out of State – 4

## Wingard & Company, Inc.

Apprentices Active – 1  
New Apprentices Enrolled in 2018 – 1  
Apprentices Completed in 2018 – 1  
Apprentices Cancelled – 0

---

Male – 1

Female – 0

---

Age 18-27 – 0

Age 28-37 – 1

Age 38-47 – 0

Age 48-57 – 0

Age 58-67 – 0

Age Undeclared – 0

---

White (not Hispanic) – 0

Black (not Hispanic) – 0

Hispanic – 1

American Indian or Alaskan – 0

Asian/Pacific Islander – 0

Race Other – 0

Race Undeclared – 0

---

Baltimore – 1

## Worthington Armstrong Ventures, Inc.

Apprentices Active – 1  
New Apprentices Enrolled in 2018 – 1  
Apprentices Completed in 2018 – 0  
Apprentices Cancelled – 0

---

Male – 1

Female – 0

---

Age 18-27 – 0

Age 28-37 – 1

Age 38-47 – 0

Age 48-57 – 0

Age 58-67 – 0

Age Undeclared – 0

---

White (not Hispanic) – 0

Black (not Hispanic) – 0

Hispanic – 1

American Indian or Alaskan – 0

Asian/Pacific Islander – 0

Race Other – 0

Race Undeclared – 0

---

Cecil – 1

